

GEMINI

PRICE LIST | SEPTEMBER 2015

HALCON

WWW.HALCONFURNITURE.COM

GEMINI

REL SEPT 2015 RL

General Information

- GM.I Table of Contents
- GM.II Design
 - Product Line Definition
- GM.III Ordering information
- GM.IV Terms and Conditions

Configured Examples

- GM.V Desks
 - Credenzas and Hutches
- GM.VI Credenzas and Hutches / Workwalls
- GM.VII Workwalls / Workstations
- GM.VIII Workstations
- GM.IX Workstations
- GM.X Lateral Files

Components

- GM.1 Table Desk Worksurfaces
- GM.2 Table Bases and Modesty Panels
- GM.4 Desk Worksurfaces
- GM.5 Credenza Worksurfaces
- GM.7 Corner Worksurfaces
- GM.9 Desk Pedestals
- GM.10 Desk Support
- GM.12 Mobile Pedestals
- GM.13 Credenza Pedestals
- GM.15 Credenza Support
- GM.16 Lateral Files
- GM.17 Modesty and Kneespace Panels
- GM.19 72h Vertical Cabinets
- GM.21 87.8h Vertical Cabinets
- GM.23 72h System - Hutch Cabinets
- GM.24 87.8h System - Hutch Cabinets
- GM.26 72.5h System - Hutch End Cabinets
- GM.28 87.8h System - Hutch End Cabinets
- GM.30 Upper Cabinets
- GM.34 Fabric Tack Panels/Wood Panels
- GM.35 Bookcases
- GM.36 Visual Presentation Cabinets
- GM.37 Reception Desks
- GM.38 Organizers
- GM.40 Grommets
- GM.41 Task Lights

Design

Gemini is a collection of freestanding furniture and casegoods that responds to current work environments. As part of the basic design Premiumise, Gemini incorporates fluid curvilinear lines, resilient materials, and mobile desks and pedestals to create a balance to the hard edge of technology. Distinctive features of Gemini include an ability to orient mobile worksurfaces in an infinite number of directions relative to a workwall/ credenza, a complete line of mobile pedestals which support the work environment, and innovative materials for use on tops, modesty panels, and pedestals. Gemini is an innovative product with a classic contemporary feel: a sophisticated blend of beautiful design, special finishes and materials in a coordinated palate, and unique functional features.

Tables & Conferencing Items

Gemini conference tables, occasional tables, and conference items can be used to complement the casegoods offering.

Refer to Halcon's Tables & Conferencing price list for a complete listing of items, shapes and sizes.

Smart Casegoods

The following optional Smart Casegoods items may be added to further provide highly personalized and very functional furnishings that address the needs of the modern office:

- Drawers and Filing
- Worksurface Elements
- Upper Cabinet Elements
- Grommets and Paper Slots

Refer to HALCON Smart Casegoods price list for optional items.

Finger Pull/Metal Finishes

- Legs round metal CL1, CL33, CL4
- Locks Satin Silver (LS), Polished Chrome (LC), Black (LK)
- Pulls AA3, AA4, AA8
- Perforated metal modesty panel CL33 or any chemcolor available
- Mobile pedestal pull handle CL1

Product Line Definition

Edge Detail

- A. Casegoods 1.04"T top with bullnose front lead edge and 15 degree cut back knife above a .54 recessed subtop.

Total thickness: 1.5"

- B. Mobile worksurfaces and tables 1.54"T with bullnose front lead edge and 15 degree cut back knife. No subtop. Also see Symphony tables for available shapes, sizes, and veneer patterns.

Face Thickness .75"

Finger Pulls

- A. Aluminum center mounted on each drawer front. Doors have no pulls.

Pedestal Height

- A. Desk height: 28.3"
- B. Dock height: 26.5"

Pedestal Base Detail

Separate and added on flush sides recessed front with levelers.

- A. Desk height: 2.875"T
- B. Dock height: 1.125"T

Locks

- A. Standard on all doors and drawers below worksurfaces and optional on all else

Lock Location

- A. On the face of top drawer, upper right corner

Desk height 29.8"

- A. Desk height: 29.8"
- B. Dock height: 28.1"

System Height

- A. Desk 72", Desk 87.8"
- B. Dock 70.3", Dock 86"

Upper Cabinet Detail

- A. Both single and double high cabinets can be with or without project active shelf.

Joint Details of Adjoining Worksurfaces

- A. Butt joint with "V" shape metal connector.
- B. Butt joint with flat metal plate.
- C. One surface overlays or "docks" above another.

Support Leg Requirement at Unsupported Kneespace

- A. 48" or larger

Product Line Set Up On Modules of

- A. 15.8"W

Unique Features

- A. Curved modesty panels.
- B. Basket weave veneer lay up for modesty panels.
- C. Perforated metal modesty panels.
- D. Mobile desks.
- E. Desk and docking height components.
- F. Separate section for mobile components.
- G. Worksurface paper manager unit unique to Gemini.
- H. Gemini offers a complimentary assortment of small accessory tables. See price list "Gemini Occasional Tables".
- I. Gemini offers an extensive line of conferencing/AV cabinetry. See price list "Gemini Conferencing".
- J. Boby pedestal
- K. Hutch cabinets offered with glass shelves.

Ordering Information

Ordering of configured examples can be done by specifying the configured example number (example = **GMFD40**). Handedness, species, and finish color(s) are required.

Ordering of customer-configured items requires the following information:

- Sketch of room layout (**NOTE:** order cannot be entered for pricing on special veneer selections.)
- Quantity
- Product number and (if desired) Smart Casegoods items
- Right hand or left hand (R or L) where applicable
- Finish selection for metal column base
- Tack panel fabric
- Location of all worksurface electrical power items and grommet
- Veneer species
- Finish color (wood/chemcolor)
- Pull finish color

Component-specific options and ordering information are located after each component section.

All Gemini cabinet and credenza pedestal components have unfinished backs unless otherwise noted; apply a modesty panel to the back of a credenza pedestal to finish the pedestal back. Desk and credenza pedestal case tops are unfinished; apply a worksurface to the pedestal to finish.

Terms & Conditions

PLACING AN ORDER

Please confirm that you have gathered all required information prior to placing your order. Specify all items by their product number, along with the quantity, finish color, tagging information and all other specifications necessary to fully define your order. If your project has a Halcon Quote Number, it must be referenced on your purchase order to ensure timely order processing. Purchase orders should be submitted electronically to halcon@halconfurniture.com.

PRICES AND TERMS

All prices are list, freight prepaid, FOB Stewartville, Minnesota. HALCON pricing includes packing for North American shipment. Prices do not include crating, storage, shipping, delivery, installation or taxes. Payment terms based on credit approval and project scope. HALCON reserves the right to make changes to price without prior notice.

Halcon Corporation will apply a 1 1/2% late charge per month (18% APR) on past due balances. In the event suit is necessary to enforce collection, Purchaser agrees to pay a reasonable attorney fee and any court costs incurred. All taxes or other charges will be added to the price and itemized or invoiced separately. Purchaser shall pay any tax (including sales tax), duty, custom, inspection fee or any other fee or charge imposed on, in connection with or measured by the transaction between Seller and Purchaser in addition to the prices quoted or invoiced.

ORDER ACKNOWLEDGEMENT

All orders and subsequent change orders must be in writing. HALCON Corporation will issue a written acknowledgement; customers should verify the acknowledgement for accuracy. The acknowledgement is the final agreement between HALCON and the customer. The price list identifies the information that must be noted on the purchase order. Any omission may result in the delay of processing your order. All Quotations, Acknowledgements, and Invoices are subject to corrections for errors or omissions.

CHANGES AND CANCELLATIONS

Requests for changes or cancellations of acknowledged orders must be made in writing and will only be approved by mutual agreement. A minimum 25% change/cancellation charge will apply.

FREIGHT TERM

All merchandise is shipped FOB factory, Stewartville, Minnesota. All shipments are made according to the purchaser's instructions, or what in HALCON's judgement is the best way if instructions are not received, and at the purchaser's risk. All orders are acknowledged with an approximate shipping date. Shipping charges are prepaid (within the continental United States).

CLAIM

HALCON is not responsible for damage to merchandise which occurs in transit or storage. It is the customer's responsibility to examine furniture upon receipt and note any damage in transit on the carrier's delivery receipt. The carrier should be notified by the buyer to inspect the merchandise, and file a claim immediately. If visible damage is not apparent, sign the delivery receipt 'NO VISIBLE DAMAGE'. This will allow recourse for a concealed damage claim.

DELIVERY

All orders are acknowledged with an approximate shipping date. HALCON's liability ends when the carrier issues a receipt to HALCON Corporation, which is an acknowledgement by transportation company that the shipment has been received by the freight company in good condition.

VISIBLE DAMAGE

All visible damage or any shortages must be noted on the carrier receipt and signed by the delivering driver. Do not sign the receipt until the visual inspection is complete at the time of delivery.

CONCEALED DAMAGE

All cartons must be opened and inspected prior to signing the bill of lading. Damage which is not apparent until merchandise is unpacked, will only be recognized if HALCON is contacted within 72 hours of receipt of goods. Any claims against HALCON for defects, errors or shortages must be made by the customer in writing within 72 hours of the delivery date. Failure of the customer to make any claim against HALCON within the 72 hour period shall constitute acceptance of the merchandise and a waiver of defects, errors or shortages. Damaged freight cannot be refused by the consignee (buyer).

REQUEST AN IMMEDIATE INSPECTION

Keep all packing materials pending inspection
Do not move merchandise from the receiving area

REPAIR AUTHORIZATION

Prior written approval is required for repairs of merchandise charged to HALCON. Failure to do so will result in customer funded repairs.

STORAGE

If shipment of completed merchandise is postponed by the customer, HALCON reserves the right to transfer the merchandise to storage, all at the customer's risk and expense. Such transfer to storage shall be deemed delivery to the customer for all purposes, including invoicing.

WARRANTY

HALCON merchandise is manufactured in accordance with the highest standards of design and manufacture, and is warranted to be free from defects in material and workmanship for a period of ten years from date of delivery (with the exception of electronic and communication components which are warranted for one year), under normal use and under conditions for which the product was designed. During this warranty period, HALCON will repair, or at its own option, replace, such merchandise as shall prove to be defective. This warranty applies only to the original purchaser. The warranty does not apply to damage resulting from accident, alteration, misuse, tampering, negligence or abuse. Warranty does not extend to personal or residential purchases. Fabrics are in no way warranted by HALCON. This warranty does not extend to color, grain, or texture of natural materials such as wood, marble or leather, because of naturally occurring variations. HALCON does not warrant matching of color grain or texture, except as specified in the order confirmation. All other warranties (including any warranty of merchantability or fitness for any particular purpose) are hereby excluded. The foregoing shall constitute HALCON's sole warranty and exclusive remedy of customer.

WALL MOUNTED CABINETS

All wall mounted cabinets and shelves include a separate wall cleat that is sized to support the cabinet but does not include wall cleat attachment hardware. The structural capacity of the support wall and the anchoring of the cleat to the wall are beyond the control and expertise of HALCON. It is, therefore, understood by all parties involved that it is the responsibility of the buyer, owner and/or installer to consult with the building owner, architect, interior designer, structural engineer and/or contractor to ensure that the supporting wall structure and cleat attachment method will support the size and weight of the specific cabinet selected from the HALCON price list.

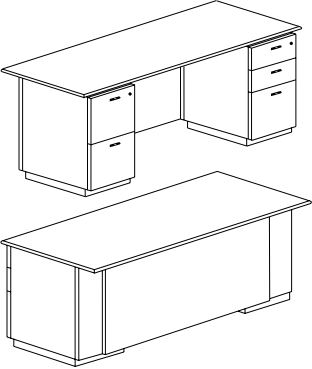
MISCELLANEOUS

All products shown in the HALCON catalog are, and remain, the property of HALCON, and HALCON reserves the exclusive right to manufacture the models shown. All dimensions and weights shown are to be considered approximate. HALCON reserves the right to make changes in dimensions, design and/or construction without prior notice.

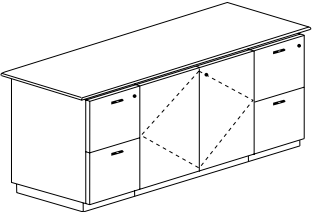
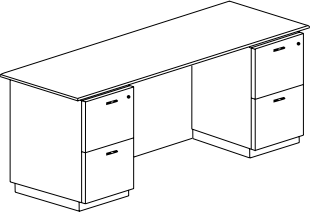

GEMINI

Configured Examples

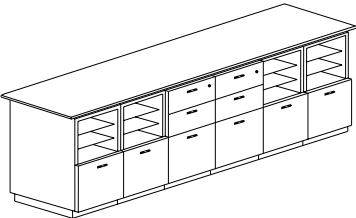
Desks

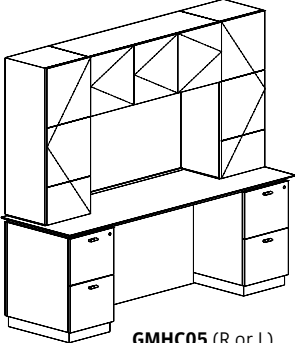
configured example #	component product #	description	list price
 <p>GMFD40 (R or L) executive desk (right shown)</p>	GMDW0032075	Rectangular Desk Worksurface	2044
	GMPD0324M1	2 File Drawer Desk Pedestal	1886
	GMMP01074	Desk Modesty Panel	703
	GMPD0224M1	2 Box/1 File Drawer Desk Pedestal	1778
	total		

Credenzas & Hutches

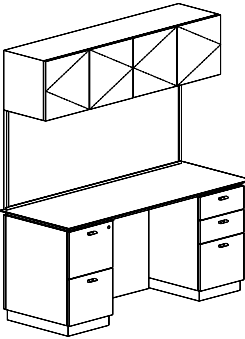
configured example #	component product #	description	list price
 <p>GMC31 credenza</p>	GMRW0125M04	Rectangular Credenza Worksurface	1327
	GMPC0324M1-D-FL	2 File Drawer Pedestal, Desk Height	1397
	GMPC5124M2-D	2 Door Cabinet with Adjustable Shelf, Desk Height	1886
	GMPC0324M1-D-FR	2 File Drawer Pedestal, Desk Height	1397
	total		
 <p>GMC32 credenza</p>	GMRW0125M04	Rectangular Credenza Worksurface	1327
	GMPC0324M1-D-FB	2 File Drawer Pedestal, Desk Height	1487
	GMMPHHM02	Horizontal Hinged Kneespace Panel	449
	GMPC0324M1-D-FB	2 File Drawer Pedestal, Desk Height	1487
	total		
 <p>GMC33 credenza</p>	GMRW0125M04	Rectangular Credenza Worksurface	1327
	GMPC5424M2-D-FL	2 File Drawer Pedestal, Desk Height	1878
	GMPC5424M2-D-FR	2 File Drawer Pedestal, Desk Height	1878
	total		

Credenzas & Hutches

configured example #	component product #	description	list price
 <p>GMFC10 credenza</p>	GMRW0125M06	Rectangular Credenza Worksurface	1843
	GMPC0924M1-D-FL	Open Shelving Above 1 File Drawer Pedestal, Desk Height	1287
	GMPC0924M1-D	Open Shelving Above 1 File Drawer Pedestal, Desk Height	1197
	GMPC0224M1-D	2 Box/1 File Drawer Pedestal, Desk Height	1414
	GMPC0224M1-D	2 Box/1 File Drawer Pedestal, Desk Height	1414
	GMPC0924M1-D	Open Shelving Above 1 File Drawer Pedestal, Desk Height	1197
	GMPC0924M1-D-FR	Open Shelving Above 1 File Drawer Pedestal, Desk Height	1287
	total		

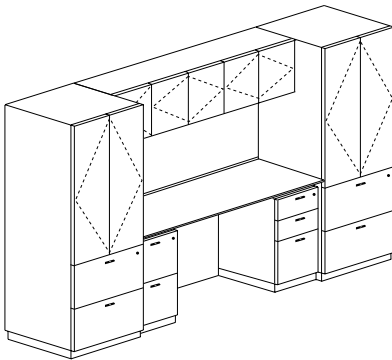
 <p>GMHC05 (R or L) 72" high credenza with end cabinet hutch (right shown)</p>	GMRW0125M05	Rectangular Credenza Worksurface	1584
	GMPC0324M1-D-FB	2 File Drawer Pedestal, Desk Height	1487
	GMPPHM03	Horizontal Hinged Kneespace Panel	601
	GMPC0324M1-D-FB	2 File Drawer Pedestal, Desk Height	1487
	GMHCD715M0142	Hutch End Cabinet with Door and 2 Fixed Shelves	2120
	GMUD1115M03-SM	Upper Cabinet with Doors, Single High	1692
	GMTP11M0328	Fabric Tack Panel	510
	SCTL22	Premium Task Light, 3500K T5 Lamp and 10' White Cord	633
	GMHCD715M0142	Hutch End Cabinet with Door and 2 Fixed Shelves	2120
	total		

Workwalls

configured example #	component product #	description	list price
 <p>GMWW01 (R or L) 72" high workwall (right shown)</p>	GMRW0125M04	Rectangular Credenza Worksurface	1327
	GMPC0324M1-D-FB	2 File Drawer Pedestal, Desk Height	1487
	GMPPHM02	Horizontal Hinged Kneespace Panel	449
	GMPC0224M1-D-FB	2 Box/1 File Drawer Pedestal, Desk Height	1594
	GMUD1115M04-WM	Upper Cabinet with Doors, Single High	2207
	GMTP11M0428	Fabric Tack Panel	579
	SCTL24	Premium Task Light, 3500K T5 Lamp and 10' White Cord	865
	total		

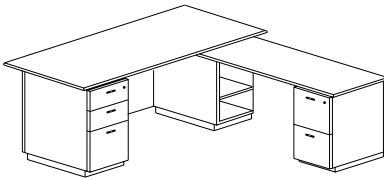
 <p>GMWW10 (R or L) 87.8" high workwall (right shown)</p>	GMRW0125M04	Rectangular Credenza Worksurface	1327
	GMPC0324M1-D-FB	2 File Drawer Pedestal, Desk Height	1487
	GMPPHM02	Horizontal Hinged Kneespace Panel	449
	GMPC0224M1-D-FB	2 Box/1 File Drawer Pedestal, Desk Height	1594
	GMUD2115M04-WM	Upper Cabinet with Doors, Double High	3809
	GMTP11M0428	Fabric Tack Panel	579
	SCTL24	Premium Task Light, 3500K T5 Lamp and 10' White Cord	865
	total		

Workwalls

configured example #	component product #	description	list price
	GMRW4025M05	Rect Credenza Worksurface, GM Edge Front Only	1444
	GMPC0324M1-D-FR	2 File Drawer Pedestal, Desk Height	1397
	GMMPHHM03	Horizontal Hinged Kneespace Panel	601
	GMPC0224M1-D-FL	2 Box/1 File Drawer Pedestal, Desk Height	1504
	GMVC0625M272-D	Vertical Cabinet, Doors with Shelves Above File Drawers	5240
	GMUD1115M05-SM	Upper Cabinet with Doors, Single High	2528
	GMP11M0528	Fabric Tack Panel	649
	SCTL22	Premium Task Light, 3500K T5 Lamp and 10' Wht Cord	633
	SCTL22	Premium Task Light, 3500K T5 Lamp and 10' Wht Cord	633
	GMVC0625M272-D	Vertical Cabinet, Doors with Shelves Above File Drawers	5240
	total		

GMWW20 (R or L)
72" h x 142" w workwall (right shown)

Workstations

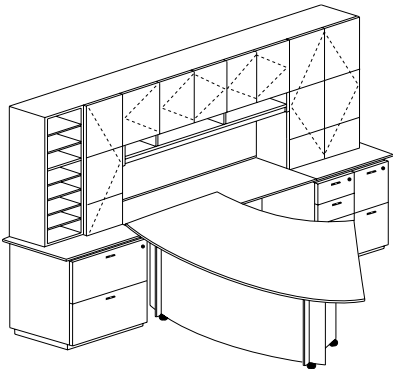
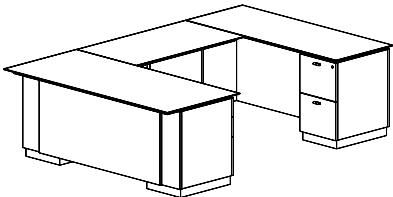
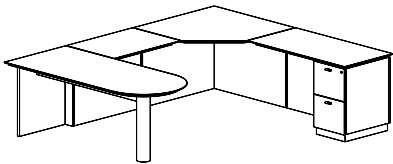
configured example #	component product #	description	list price
	GMDW0032072	Rectangular Desk Worksurface	1913
	GMPD0224M1	2 Box/1 File Drawer Desk Pedestal	1778
	GMP01072	Desk Modesty Panel	640
	GMPD5024M1	Open Desk Pedestal with Adjustable Shelf	1243
	GMRW0125M03	Rectangular Credenza Worksurface	1068
	GMPC0324M1-K-FB	2 File Drawer Pedestal, Dock Height	1487
	total		

GMWS10 (R or L)
desk with executive return
(right shown)

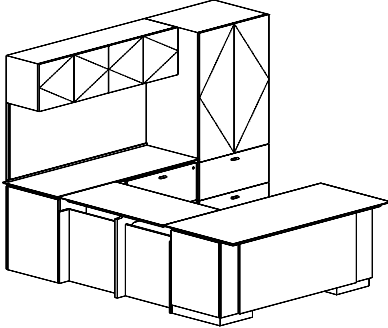
	GMDW1932066	Racetrack Desk Worksurface	2037
	GMWBMN05	Round Leg Base	529
	GMP06066	Modesty Panel	640
	GMPFP16	Pedestal Filler Panel	289
	GMRW4025M06	Rectangular Credenza Worksurface	1701
	GMMPHHM05-D	Horizontal Hinged Kneespace Panel with Support Leg, Desk Height	1172
	GMPC0224M1-D-FR	2 Box/1 File Drawer Pedestal, Desk Height	1504
	GMVC0625M272-D	Vertical Cabinet, Doors with Shelves Above File Drawers	5240
	GMUD1115M06-SM	Upper Cabinet with Doors, Single High	2999
	GMP11M0628	Fabric Tack Panel	719
	SCTL22	Premium Task Light, 3500K T5 Lamp and 10' White Cord	633
	SCTL22	Premium Task Light, 3500K T5 Lamp and 10' White Cord	633
	GMVC1025M272-D	Wardrobe Cabinet, Doors with Shelves/Shelf with Coat Rod	5270
total			23366

GMWS20 (R or L)
72" h x 158" w "L" workstation
(left shown)

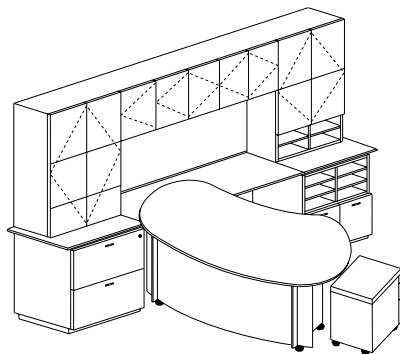
Workstations

configured example #	component product #	description	list price
 <p>GMWS38 (R or L) 72" h x 142" w workstation with mobile desk (right shown)</p>	GMDW2732080	Mobile Arc Desk Worksurface with Straight Ends	2669
	GMPDMB24	Mobile Desk Base	720
	GMPDMB24	Mobile Desk Base	720
	GMMP3C061-BW	Curved Modesty Panel for Mobile Desk	1682
	GMRW4125M02	Rectangular Credenza Worksurface	740
	GMPC5424M2-K-FB	2 Drawer Lateral File, Dock Height	1968
	GMRW4125M07	Rectangular Credenza Worksurface	2030
	GMPPHM05-K	Horizontal Hinged Kneespace Panel with Support Leg, Dock Height	1172
	GMPC0224M1-K-FL	2 Box/1 File Drawer Pedestal, Dock Height	1504
	GMPC0324M1-K-FR	2 File Drawer Pedestal, Dock Height	1397
	GMHCO715M0142	Hutch End Cabinet, Open with 6 Adjustable/1 Fixed Shelf	1823
	GMHCD715M0142	Hutch End Cabinet with Door and 2 Fixed Shelves	2120
	GMUD1215M05-SM	Upper Cabinet with Doors, Single High with Project Shelves	3385
	GMP11M0528	Fabric Tack Panel	649
	SCTL22	Premium Task Light, 3500K T5 Lamp and 10' White Cord	633
	SCTL22	Premium Task Light, 3500K T5 Lamp and 10' White Cord	633
GMHCD715M0242	Hutch End Cabinet with Doors and 2 Fixed Shelves	3763	
			total 27608
 <p>GMWS40 (R or L) "U" workstation (right shown)</p>	GMDW0032072	Rectangular Desk Worksurface	1913
	GMPD0224M1	2 Box/1 File Drawer Desk Pedestal	1778
	GMPD01072	Desk Modesty Panel	640
	GMPC5024M1	Open Desk Pedestal with Adjustable Shelf	1243
	GMRW0027048	Rectangular Credenza Worksurface	1190
	GMPPHH050-D	Horizontal Hinged Kneespace Panel with Support Leg, Desk Height	873
	GMRW0125M04	Rectangular Credenza Worksurface	1327
	GMPCPE24-D	Credenza End Panel, Desk Height	388
	GMPPHM03	Horizontal Hinged Kneespace Panel	601
	GMPC0324M1-D-FB	2 File Drawer Pedestal, Desk Height	1487
 <p>GMWS49 (R or L) "U" workstation with racetrack end (right shown)</p>	GMDW1932072	Racetrack Desk Worksurface	2169
	GMWBMN05	Round Leg Base	354
	GMPDEP24	Desk End Panel	388
	GMRW0125M02	Rectangular Credenza Worksurface	810
	GMPPHM02	Horizontal Hinged Kneespace Panel	449
	GMRW0942042-K-UF	Angle Corner Worksurface	1608
	GMRW0125M03	Rectangular Credenza Worksurface	1068
	GMPPHM02	Horizontal Hinged Kneespace Panel	449
	GMPC0324M1-D-FB	2 File Drawer Pedestal, Desk Height	1487

Workstations

configured example #	component product #	description	list price
 <p>GMWS51 (R or L) 72" h "U" workstation (right shown)</p>	GMDW0032072	Rectangular Desk Worksurface	1913
	GMPD0224M1	2 Box/1 File Drawer Desk Pedestal	1778
	GMP01072	Desk Modesty Panel	640
	GMPD5024M1	Open Desk Pedestal with Adjustable Shelf	1243
	GMRW0027048	Rectangular Credenza Worksurface	1190
	GMPHH050-D	Horizontal Hinged Kneespace Panel with Support Leg, Desk Height	873
	GMRW4025M04	Rectangular Credenza Worksurface	1186
	GMPHH032	Horizontal Hinged Kneespace Panel	449
	GMPC5424M2-D-FL	2 Drawer Lateral File, Desk Height	1878
	GMVC0625M272-D	Vertical Cabinet, Doors with Shelves Above File Drawers	5240
	GMUD1115M04-WM	Upper Cabinet with Doors, Single High	2207
	GMTP11M0428	Fabric Tack Panel	579
	SCTL24	Premium Task Light, 3500k T5 Lamp and 10' White Cord	865

total **20041**

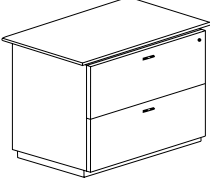




GMWSM (R or L)
72" h x 142" w workstation
with mobile desk and pedestal
(right shown)

GMDW2932073	Arc Desk Worksurface with Racetrack Ends	2677
GMPDMB24	Mobile Desk Base	720
GMPDMB24	Mobile Desk Base	720
GMP3C061-PM	Curved Modesty Panel for Mobile Desk	1165
GMPM1620M122	Mobile Boby Pedestal with Pencil/2 Box Drawers	2365
GMRW4125M02	Rectangular Credenza Worksurface	740
GMPC5424M2-K-FB	2 Drawer Lateral File, Dock Height	1968
GMRW4125M07	Rectangular Credenza Worksurface	2030
GMPHHM05-K	Horizontal Hinged Kneespace Panel with Support Leg, Dock Height	1172
GMPC0924M1-K-FL	Open Shelving Above 1 File Drawer Pedestal, Dock Height	1287
GMPC0924M1-K-FR	Open Shelving Above 1 File Drawer Pedestal, Dock Height	1287
GMHCD715M0242	Hutch End Cabinet with Doors and 2 Fixed Shelves	3763
GMUD1115M05-SM	Upper Cabinet with Doors, Single High	2528
GMTP11M0528	Fabric Tack Panel	649
SCTL22	Premium Task Light, 3500K T5 Lamp and 10' White Cord	633
SCTL22	Premium Task Light, 3500K T5 Lamp and 10' White Cord	633
GMHCP715M0242	Hutch End Cabinet, Doors with 1 Adjustable/Fixed Shelves	3619


total **27956**

Lateral Files

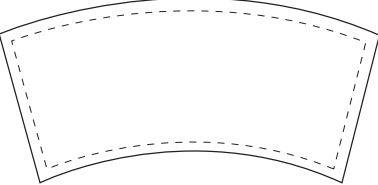
configured example #	component product #	description	list price
GMLF02 2 Drawer 	GMRW0125M02	Rectangular Credenza Worksurface	810
	GMPC5424M2-D-FB	2 Drawer Lateral File, Desk Height	1968
	total		2778
GMLF03 3 Drawer 	GMRW0125M02	Rectangular Credenza Worksurface	810
	GMPC5524M2-D-FB	3 Drawer Lateral File, Desk Height Base	2915
	total		3725
GMLF04 4 Drawer 	GMRW0125M02	Rectangular Credenza Worksurface	810
	GMPC5624M2-D-FB	4 Drawer Lateral File, Desk Height Base	3917
	total		4727

GEMINI

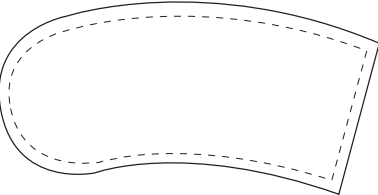
table desk workspaces

	product number	dimensions			weight	list
rectangular table desk workspace						
	GMDW0032075	32d	74.5w	1.5h	107	2044

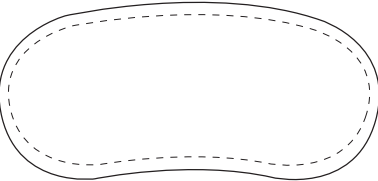
arc table desk workspace with straight ends

	GMDW2732080	32d	80w	1.5h	144	2669
	GMDW2732087	32d	87w	1.5h	157	2844

arc table desk workspace with racetrack/straight ends

	GMDW2832075	32d	75.4w	1.5h	135	2568
	GMDW2832084	32d	83.8w	1.5h	150	2788

arc table desk workspace with racetrack ends

	GMDW2932073	32d	73.3w	1.5h	132	2677
--	-------------	-----	-------	------	-----	------

Desk workspaces shown above are freestanding for use with mobile desk base or table desk base.

Ordering Procedure/Options - please include the product number as shown above, and option codes in sequence as follows:

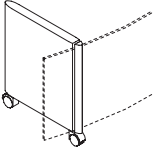
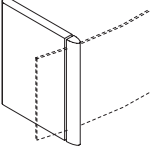
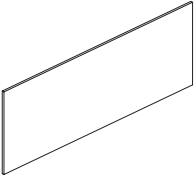
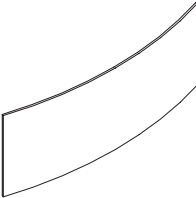
- 1) Species: Wood Species (See Species Codes)
- 2) Finish: (See Available Finishes for each Wood Species)

Sample Order - (GMDW0032075-CHFC,CH11S4)

- 1) Species: Cherry, Flat Cut (CHFC)
- 2) Finish: Light Cherry (CH11S4)

GEMINI

table bases and modesty panels

	product number	dimensions			weight	list
mobile desk base						
	GMPDMB24	24d	2.3w	28h	30	720
table desk base (non-mobile base)						
	GMPDTB24	24d	2.3w	28.3h	30	770
straight desk modesty panel						
	GMMP15059	.5d	58.8w	23h	65	688
curved desk modesty panel						
	GMMP3C061	.5d	61w	23h	65	1008

Components shown above are for use with table desk worksurfaces only.

Ordering Procedure/Options - please include the product number as shown above, and option codes in sequence as follows:

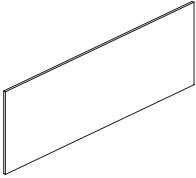
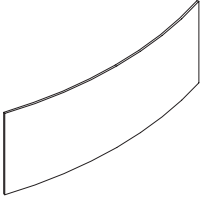
- 1) Species: Wood Species (See Species Codes) or Chemcolor (-)
- 2) Finish: (See Available Finishes for each Wood Species or Chemcolor)

Sample Order - (GMMP15059-CHFC,CH11S4)

- 1) Species: Cherry, Flat Cut (CHFC)
- 2) Finish: Light Cherry (CH11S4)

GEMINI

table bases and modesty panels

	product number	dimensions			weight	list
basketweave straight modesty panel 	GMMP15059-BW	.5d	58.8w	23h	65	1331
basketweave curved desk modesty panel 	GMMP3C061-BW	.5d	61w	23h	65	1682
perforated metal straight desk modesty panel 	GMMP15059-PM	.5d	58.8w	23h	65	906
perforated metal curved desk modesty panel 	GMMP3C061-PM	.5d	61w	23h	65	1165

Components shown above are for use with table desk worksurfaces only.

Ordering Procedure/Options - please include the product number as shown above, and option codes in sequence as follows:

1) Perforated Metal Finish: Satin Silver (CL33) or Chemcolor **add 200** for Chemcolor - *metal modesty panel only*

Sample Order - (GMMP3C061-PM-CL33)

1) Perforated Metal Finish: Satin Silver (CL33)

OR for the basketweave panel specify as follows

Ordering Procedure/Options - please include the product number as shown above, and option codes in sequence as follows:

1) Species: Wood Species (See Species Codes) or Chemcolor (-)

2) Finish: (See Available Finishes for each Wood Species or Chemcolor)


Sample Order - (GMMP15059-BW,CHFC,CH11S4)

1) Species: Cherry, Flat Cut (CHFC)


2) Finish: Light Cherry (CH11S4)

GEMINI

desk worksurfaces

	product number	dimensions			weight	list
rectangular desk worksurface						
	GMDW0032060	32d	60w	1.5h	87	1647
	GMDW0032066	32d	66w	1.5h	95	1780
	GMDW0032072	32d	72w	1.5h	104	1913
	GMDW0032075	32d	74.5w	1.5h	107	2044
	GMDW0032078	32d	78w	1.5h	113	2176
	GMDW0032084	32d	84w	1.5h	121	2309
	GMDW0032090	32d	90w	1.5h	130	2439
	GMDW0032096	32d	96w	1.5h	139	2571
	GMDW0032102	32d	102w	1.5h	147	2703

racetrack end desk worksurface

	GMDW1932060	32d	60w	1.5h	87	1905
	GMDW1932066	32d	66w	1.5h	95	2037
	GMDW1932072	32d	72w	1.5h	104	2169
	GMDW1932078	32d	78w	1.5h	113	2302
	GMDW1932084	32d	84w	1.5h	121	2433
	GMDW1932090	32d	90w	1.5h	130	2566
	GMDW1932096	32d	96w	1.5h	139	2698
	GMDW1932102	32d	102w	1.5h	147	2830

Ordering Procedure/Options - please include the product number as shown above, and option codes in sequence as follows:


- 1) Species: Wood Species (See Species Codes)
- 2) Finish: (See Available Finishes for each Wood Species)

Sample Order - (GMDW1932072-CHFC,CH11S4)


- 1) Species: Cherry, Flat Cut (CHFC)
- 2) Finish: Light Cherry (CH11S4)

GEMINI


credenza worksurfaces

	product number	dimensions			weight	list
rectangular credenza worksurface - non-modular						
	GMRW0125042	25d	42w	1.5h	47	955
	GMRW0125048	25d	48w	1.5h	54	1049
	GMRW0125054	25d	54w	1.5h	61	1144
	GMRW0125060	25d	60w	1.5h	69	1241
	GMRW0125066	25d	66w	1.5h	76	1334
	GMRW0125072	25d	72w	1.5h	83	1429
	GMRW0125078	25d	78w	1.5h	90	1525
	GMRW0125084	25d	84w	1.5h	97	1619


rectangular credenza worksurface - modular

	GMRW0125M01	25d	18.9w	1.5h	21	552
	GMRW0125M02	25d	34.7w	1.5h	39	810
	GMRW0125M03	25d	50.5w	1.5h	58	1068
	GMRW0125M04	25d	66.2w	1.5h	76	1327
	GMRW0125M05	25d	82w	1.5h	94	1584
	GMRW0125M06	25d	97.8w	1.5h	111	1843
	GMRW0125M07	25d	113.6w	1.5h	129	2100

rectangular credenza worksurface - for use between vertical cabinets - non-modular

	GMRW4025042	25d	42w	1.5h	63	814
	GMRW4025048	25d	48w	1.5h	51	909
	GMRW4025054	25d	54w	1.5h	58	1004
	GMRW4025060	25d	60w	1.5h	67	1098
	GMRW4025066	25d	66w	1.5h	74	1194
	GMRW4025072	25d	72w	1.5h	81	1289
	GMRW4025078	25d	78w	1.5h	88	1384
	GMRW4025084	25d	84w	1.5h	95	1478

rectangular credenza worksurface - for use between vertical cabinets - modular

	GMRW4025M02	25d	31.6w	1.5h	36	670
	GMRW4025M03	25d	47.3w	1.5h	54	928
	GMRW4025M04	25d	63.1w	1.5h	71	1186
	GMRW4025M05	25d	78.9w	1.5h	89	1444
	GMRW4025M06	25d	94.7w	1.5h	107	1701
	GMRW4025M07	25d	110.5w	1.5h	125	1959

Ordering Procedure/Options - please include the product number as shown above, and option codes in sequence as follows:


- 1) Species: Wood Species (See Species Codes)
- 2) Finish: (See Available Finishes for each Wood Species)

Sample Order - (GMRW01250M03-MAFC,MA10S4)


- 1) Species: Maple, Flat Cut (CHFC)
- 2) Finish: Light Maple (MA10S4)

GEMINI


credenza worksurfaces

	product number	dimensions			weight	list
rectangular credenza worksurface - butts to other worksurface/vertical cabinet - non-modular						
	GMRW4125042	25d	42w	1.5h	63	885
	GMRW4125048	25d	48w	1.5h	49	979
	GMRW4125054	25d	54w	1.5h	56	1074

rectangular credenza worksurface - butts to other worksurface/vertical cabinet - modular

	GMRW4125M02	25d	33.1w	1.5h	38	740
	GMRW4125M03	25d	48.9w	1.5h	55	998
	GMRW4125M04	25d	64.7w	1.5h	73	1255
	GMRW4125M05	25d	80.5w	1.5h	91	1513
	GMRW4125M06	25d	96.2w	1.5h	109	1773
	GMRW4125M07	25d	112w	1.5h	126	2030

rectangular credenza worksurface - bridge worksurface for use with exposed/finished back - non-modular

	GMRW0027042	26.6d	42w	1.5h	47	1077
	GMRW0027048	26.6d	48w	1.5h	54	1190
	GMRW0027054	26.6d	54w	1.5h	61	1302

Ordering Procedure/Options - please include the product number as shown above, and option codes in sequence as follows:

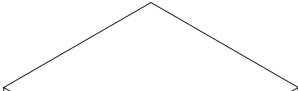
- 1) Species: Wood Species (See Species Codes)
- 2) Finish: (See Available Finishes for each Wood Species)
- 3) Worksurface Configuration: Butts Left (BL), Butts Right (BR) - *does not include bridge worksurface above - butts right shown*

Sample Order - (GMRW01410M04-MAFC,MA10S4,BL)

- 1) Species: Maple, Flat Cut (CHFC)
- 2) Finish: Light Maple (MA10S4)
- 3) Worksurface Configuration: Butts Left (BL)

GEMINI

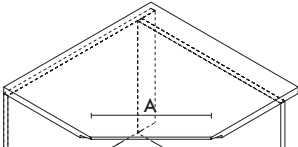
corner worksurfaces

	product number	dimensions			weight	list
	GMRW0942042-NS	42d	42w	1.5h	111	963
	GMRW0948048-NS	48d	48w	1.5h	135	1180

angle corner worksurface with corner support panels (unfinished back)

	GMRW0942042-D-UF	42d	42w	29.8h	155	1608
	GMRW0942042-K-UF	42d	42w	28h	155	1608
	GMRW0948048-D-UF	48d	48w	29.8h	185	1886
	GMRW0948048-K-UF	48d	48w	28h	185	1886

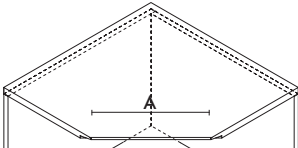
angle corner worksurface with corner support panels (finished back left)

	GMRW0942042-D-FL	42d	42w	29.8h	155	1795
	GMRW0942042-K-FL	42d	42w	28h	155	1795
	GMRW0948048-D-FL	48d	48w	29.8h	185	2108
	GMRW0948048-K-FL	48d	48w	28h	185	2108

angle corner worksurface with corner support panels (finished back right)

	GMRW0942042-D-FR	42d	42w	29.8h	155	1795
	GMRW0942042-K-FR	42d	42w	28h	155	1795
	GMRW0948048-D-FR	48d	48w	29.8h	185	2108
	GMRW0948048-K-FR	48d	48w	28h	185	2108

angle corner worksurface with corner support panels (finished back both sides)

	GMRW0942042-D-FB	42d	42w	29.8h	155	1983
	GMRW0942042-K-FB	42d	42w	28h	155	1983
	GMRW0948048-D-FB	48d	48w	29.8h	185	2331
	GMRW0948048-K-FB	48d	48w	28h	185	2331

Dimension 'A' is 24w for 42d x 42w worksurface
 Dimension 'A' is 32.5w for 48d x 48w worksurface

Ordering Procedure/Options - please include the product number as shown above, and option codes in sequence as follows:

- 1) Species: Wood (See Species Codes)
- 2) Finish: (See Available Finishes for each Wood Species)

Sample Order - (GMRW0942042-UF-MAFC,MA10S4)

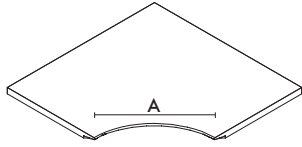
- 1) Species: Maple, Flat Cut (MAFC)
- 2) Finish: Light Maple (MA10S4)

GEMINI

corner worksurfaces

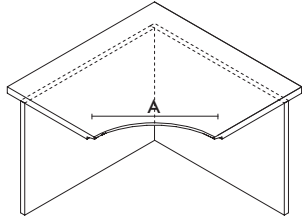
	product number	dimensions			weight	list
--	----------------	------------	--	--	--------	------

radius corner worksurface



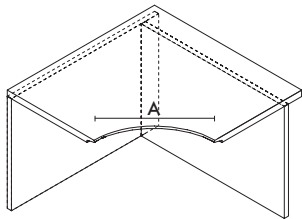
GMRW1042042-NS	42d	42w	1.5h	111	1139
GMRW1048048-D-NS	48d	48w	1.5h	135	1302

radius corner worksurface with corner support panels (unfinished back)



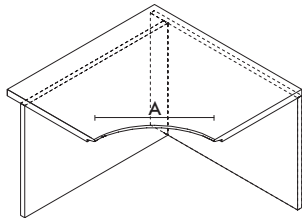
GMRW1042042-D-UF	42d	42w	29.8h	155	1784
GMRW1042042-K-UF	42d	42w	28h	155	1784
GMRW1048048-D-UF	48d	48w	29.8h	185	2060
GMRW1048048-K-UF	48d	48w	28h	185	2060

radius corner worksurface with corner support panels (finished back left)



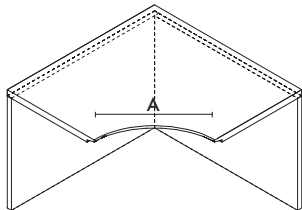
GMRW1042042-D-FL	42d	42w	29.8h	155	1971
GMRW1042042-K-FL	42d	42w	28h	155	1971
GMRW1048048-D-FL	48d	48w	29.8h	185	2283
GMRW1048048-K-FL	48d	48w	28h	185	2283

radius corner worksurface with corner support panels (finished back right)



GMRW1042042-D-FR	42d	42w	29.8h	155	1971
GMRW1042042-K-FR	42d	42w	28h	155	1971
GMRW1048048-D-FR	48d	48w	29.8h	185	2283
GMRW1048048-K-FR	48d	48w	28h	185	2283

radius corner worksurface with corner support panels (finished back both sides)



GMRW1042042-D-FB	42d	42w	29.8h	155	2159
GMRW1042042-K-FB	42d	42w	28h	155	2159
GMRW1048048-D-FB	48d	48w	29.8h	185	2505
GMRW1048048-K-FB	48d	48w	28h	185	2505

Dimension 'A' is 24w for 42d x 42w worksurface
 Dimension 'A' is 32.5w for 48d x 48w worksurface

Ordering Procedure/Options - please include the product number as shown above, and option codes in sequence as follows:

- 1) Species: Wood (See Species Codes)
- 2) Finish: (See Available Finishes for each Wood Species)

Sample Order - (GMRW1042042-FL-MAFC,MA10S4)

- 1) Species: Maple, Flat Cut (MAFC)
- 2) Finish: Light Maple (MA10S4)

GEMINI

desk pedestals

	product number	dimensions			weight	list
4 box drawer desk pedestal						
	GMPD0124M1	23.7d	15.8w	27.9h	110	1906
2 box/1 file drawer desk pedestal						
	GMPD0224M1	23.7d	15.8w	27.9h	110	1778
2 file drawer desk pedestal						
	GMPD0324M1	23.7d	15.8w	27.9h	110	1886
open desk pedestal with adjustable shelf						
	GMPD5024M1	22.8d	15.8w	27.9h	80	1243

Ordering Procedure/Options - please include the product number as shown above, and option codes in sequence as follows:

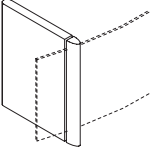
- 1) Species: Wood Species (See Species Codes)
- 2) Finish: (See Available Finishes for each Wood Species)
- 3) Finger Pull Finish: Black (AA8), Satin Aluminum (AA3), Polished Aluminum (AA4)
- 4) Standard Lock Finish: Black (LK), Satin Silver (LS), Polished Chrome (LC)

Sample Order - (GMPD0124M1-MAFC,MA10S4,AA4,LC)

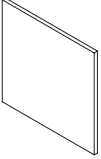
- 1) Species: Maple, Flat Cut (MAFC)
- 2) Finish: Light Maple (MA10S4)
- 3) Finger Pull Finish: Polished Aluminum (AA4)
- 4) Standard Lock Finish: Polished Chrome (LC)

GEMINI

desk support

	product number	dimensions			weight	list
table desk base						
	GMPDTB24	24d	2.3w	28.3h	30	770

desk end panel

	GMPDEP24	23.3d		28.3h	30	388
---	----------	-------	--	-------	----	-----

round wood leg

	GMWBWN05	5d		28.3h	17	529
---	----------	----	--	-------	----	-----

Ordering Procedure/Options - please include the product number as shown above, and option codes in sequence as follows:

- 1) Species: Wood (See Species Codes) or Chemcolor (-)
- 2) Finish: (See Available Finishes for each Wood Species or Chemcolor)

Sample Order - (GMPDEP24-MAFC,MA10S4)

- 1) Species: Maple, Flat Cut (MAFC)
- 2) Finish: Light Maple (MA10S4)

GEMINI

desk support

	product number	dimensions	weight	list
round metal leg				
	GMWBMN05	5d 28.3h	17	354

Ordering Procedure/Options - please include the product number as shown above, and option codes in sequence as follows:

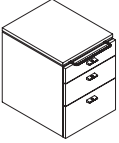
1) Metal Finish: Black (CL1), Satin Silver (CL33), Polished Chrome (CL4)

Sample Order - (GMWBMN05-CL33)

1) Metal Finish: Satin Silver (CL33)

GEMINI

mobile pedestals

	product number	dimensions			weight	list
boby mobile pencil/2 box drawer pedestal						
	GMPM1620M122	20d	15.8w	21.5h	115	2365

boby mobile pencil/1 file drawer pedestal

	GMPM1720M122	20d	15.8w	21.5h	115	2335
---	--------------	-----	-------	-------	-----	------

Mobile pedestals are finished all sides. Mobile pull handle is Black (AA8).

Ordering Procedure/Options - please include the product number as shown above, and option codes in sequence as follows:

- 1) Species: Wood Species (See Species Codes) or Chemcolor (-)
- 2) Finish: (See Available Finishes for each Wood Species or Chemcolor)
- 3) Finger Pull Finish: Black (AA8), Satin Aluminum (AA3), Polished Aluminum (AA4)
- 4) Standard Lock Finish: Black (LK), Satin Silver (LS), Polished Chrome (LC)

Sample Order - (GMPM1620M122-WAFC,WA35S4,AA8,LK)

- 1) Species: Walnut, Flat Cut (WAFC)
- 2) Finish: Dark Walnut (WA35S4)
- 3) Finger Pull Finish: Black (AA8)
- 4) Standard Lock Finish: Black (LK)

GEMINI

credenza pedestals

	product number	dimensions			weight	list
4 box drawer pedestal						
	GMPC0124M1-D	23.6d	15.8w	28.3h	110	1522
	GMPC0124M1-K	23.6d	15.8w	26.5h	110	1522
2 box/1 file drawer pedestal						
	GMPC0224M1-D	23.6d	15.8w	28.3h	110	1414
	GMPC0224M1-K	23.6d	15.8w	26.5h	110	1414
2 file drawer pedestal						
	GMPC0324M1-D	23.6d	15.8w	28.3h	110	1307
	GMPC0324M1-K	23.6d	15.8w	26.5h	110	1307
2 drawer lateral file						
	GMPC5424M2-D	23.6d	31.6w	28.3h	154	1788
	GMPC5424M2-K	23.6d	31.6w	26.5h	154	1788

Product Number suffix (-D) indicates desk height pedestal. Product Number suffix (-K) indicates dock height pedestal.

Ordering Procedure/Options - please include the product number as shown above, and option codes in sequence as follows:

- 1) Species: Wood Species (See Species Codes)
- 2) Finish: (See Available Finishes for each Wood Species)
- 3) Finger Pull Finish: Black (AA8), Satin Aluminum (AA3), Polished Chrome (AA4)
- 4) Standard Lock Finish: Black (LK), Satin Silver (LS), Polished Chrome (LC)
- 5) Pedestal Sides: Unfinished Sides (UF), Finished Left Side - **add 90** (FL), Finished Right Side - **add 90**(FR), Finished Both Sides - **add 180** (FB)

Sample Order - (GMPC5424M2-D-MAFC,MA10S4,AA3,LS,FB)

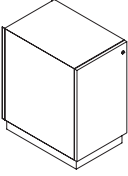
- 1) Species: Maple, Flat Cut (MAFC)
- 2) Finish: Light Maple (MA10S4)
- 3) Finger Pull Finish: Satin Aluminum (AA3)
- 4) Standard Lock Finish: Satin Silver (LS)
- 5) Pedestal Sides: Finished Both Sides - **add 180** (FB)

GEMINI

credenza pedestals

	product number	dimensions			weight	list
	GMPC0924M1-D	23.6d	15.8w	28.3h	100	1197
	GMPC0924M1-K	23.6d	15.8w	26.5h	100	1197

single door cabinet with 1 adjustable shelf

	GMPC0624M1-D	23.6d	15.8w	28.3h	85	1178
	GMPC0624M1-K	23.6d	15.8w	26.5h	85	1114

2 door cabinet with 1 adjustable shelf

	GMPC5124M2-D	23.6d	31.6w	28.3h	100	1886
	GMPC5124M2-K	23.6d	31.6w	26.5h	100	1821

Product Number suffix (-D) indicates desk height pedestal. Product Number suffix (-K) indicates dock height pedestal.

Ordering Procedure/Options - please include the catalog number as shown above, and option codes in sequence as follows:

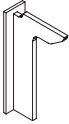
- 1) Species: Wood Species (See Species Codes)
- 2) Finish: (See Available Finishes for each Wood Species)
- 3) Finger Pull Finish: Black (AA8), Satin Aluminum (AA3), Polished Chrome (AA4)
- 4) Standard Lock Finish: Black (LK), Satin Silver (LS), Polished Chrome (LC)
- 5) Door Hinge: Door Hinge Left (HL), Door Hinge Right (HR) - *Single Door Cabinets Only*
- 6) Shelf Finish: Glass (SG), Chemcolor (See Available Chemcolor Finishes), Wood (See Available Wood Species and Finish) - - *Open Cabinet with 1 file drawer Only*
- 7) Pedestal Sides: Unfinished Sides (UF), Finished Left Side - **add 90** (FL), Finished Right Side - **add 90**(FR), Finished Both Sides - **add 180** (FB)

Sample Order - (GMPC0624M1-D-MAFC,MA10S4,AA3,LS,HR,FB)

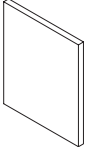
- 1) Species: Maple, Flat Cut (MAFC)
- 2) Finish: Light Maple (MA10S4)
- 3) Finger Pull Finish: Satin Aluminum (AA3)
- 4) Standard Lock Finish: Satin Silver (LS)
- 5) Door Hinge: Door Hinge Right (HR)
- 6) Shelf Finish: N/A
- 7) Pedestal Sides: Finished Both Sides - **add 180** (FB)

GEMINI

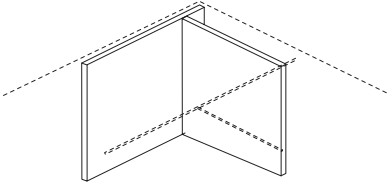
credenza support

	product number	dimensions			weight	list
worksurface support leg (to support worksurface with span of 60" or greater)						
	GMPCWS25-D	16d	1.2w	28.3h	12	312
	GMPCWS25-K	16d	1.2w	26.5h	12	312
	GMPCWS32-D	22d	1.2w	28.3h	14	326
	GMPCWS32-K	22d	1.2w	26.5h	14	326

end panel

	GMPCEP24-D	23.6d	1.1w	28.3h	29	388
	GMPCEP24-K	23.6d	1.1w	26.5h	29	388

corner kneespace assembly

	GMPC1924M1-D	23.6d	15.8w	28.3h	53	484
	GMPC1924M1-K	23.6d	15.8w	26.5h	53	484

Product Number suffix (-D) indicates desk height pedestal. Product Number suffix (-K) indicates dock height pedestal.

Ordering Procedure/Options - please include the product number as shown above, and option codes in sequence as follows:

- 1) Species: Wood Species (See Species Codes)
- 2) Finish: (See Available Finishes for each Wood Species)
- 3) Corner Knee Space Back: Unfinished Back (UF), Finished Back on Left Side - **add 90** (FL), Finished Back on Right Side - **add 90** (FR), Finished Back on Both Sides - **add 180** (FB) - *Option for GMPC192424 Only*

Sample Order - (GMPC1924M1-D-CHFC,CH11S4,UF)

- 1) Species: Cherry, Flat Cut (CHFC)
- 2) Finish: Light Cherry (CH11S4)
- 3) Corner Knee space Back: Unfinished Back (UF)

GEMINI

lateral files

	product number	dimensions			weight	list
2 drawer lateral files						
	GMPC5424M2-D	23.6d	31.6w	28.3h	154	1788
	GMPC5424M2-K	23.6d	31.6w	26.5h	154	1788

3 drawer lateral files

	GMPC5524M2-D	23.6d	31.6w	40.8h	207	2549
	GMPC5524M2-K	23.6d	31.6w	39h	207	2549

4 drawer lateral files

	GMPC5624M2-D	23.6d	31.6w	53.3h	276	3427
	GMPC5624M2-K	23.6d	31.6w	51.5h	276	3427

Product Number suffix (-D) indicates desk height base. Product Number suffix (-K) indicates dock height base. All lateral files have unfinished tops. Add a credenza worksurface to finish lateral file tops.

Ordering Procedure/Options - please include the product number as shown above, and option codes in sequence as follows:

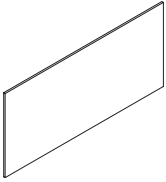
- 1) Species: Wood Species (See Species Codes)
- 2) Finish: (See Available Finishes for each Wood Species)
- 3) Finger Pull Finish: Black (AA8), Satin Aluminum (AA3), Polished Aluminum (AA4)
- 4) Standard Lock Finish: Black (LK), Satin Silver (LS), Polished Chrome (LC)
- 5) Lateral Sides: Unfinished Sides (UF), Finished Left Side (FL), Finished Right Side (FR), Finished Both Sides (FB) **add 90** per finished side for GMPC54, **add 183** per finished side for GMPC55, **add 245** per finished side for GMPC56
- 6) Back: Unfinished Back (UBK), Finished Back (FBK) - **add 500** for GMPC55 finished back, **add 663** for GMPC56 finished back

Sample Order - (GMPC5524M2-D-MAFC,MA10S4,AA3,LS,FB,UBK)

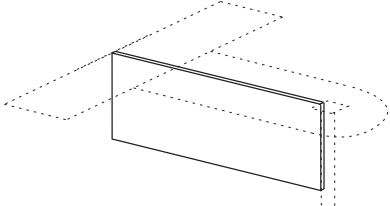
- 1) Species: Maple, Flat Cut (MAFC)
- 2) Finish: Light Maple (MA10S4)
- 3) Finger Pull Finish: Satin Aluminum (AA3)
- 4) Standard Lock Finish: Satin Silver (LS)
- 5) Lateral Sides: Finished Both Sides - **add 366** (FB)
- 6) Back: Unfinished Back (UBK)

GEMINI

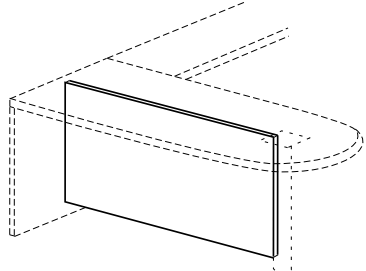
modesty and kneespace panels

	product number	dimensions			weight	list
desk modesty panel						
	GMMP01060	.5d	44w	23h	49	513
	GMMP01066	.5d	50w	23h	56	576
	GMMP01072	.5d	56w	23h	62	640
	GMMP01074	.5d	58w	23h	65	703
	GMMP01078	.5d	62w	23h	69	765
	GMMP01084	.5d	68w	23h	75	830
	GMMP01090	.5d	74w	23h	82	894
	GMMP01096	.5d	80w	23h	89	957
	GMMP01102	.5d	86w	23h	96	1020

modesty panel for runoff desk with round leg

	GMMP06066	1.2d	66w	25h	74	640
	GMMP06072	1.2d	72w	25h	81	703
	GMMP06078	1.2d	78w	25h	88	765
	GMMP06084	1.2d	84w	25h	95	830
	GMMP06090	1.2d	90w	25h	102	894
	GMMP06096	1.2d	96w	25h	108	957

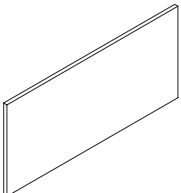
modesty panel for return desk with round leg

	GMMP07066	1.2d	66w	25h	74	634
	GMMP07072	1.2d	72w	25h	81	708
	GMMP07078	1.2d	78w	25h	88	782
	GMMP07084	1.2d	84w	25h	95	854
	GMMP07090	1.2d	90w	25h	102	928
	GMMP07096	1.2d	96w	25h	108	1000

filler panel

	GMMPFP06-D	6d	.8w	28.3h	7	153
	GMMPFP06-K	6d	.8w	26.5h	7	153

credenza modesty panel (finish panel for credenzas and pedestal backs) - modular

	GMMP04M02	.8d	31.6w	26.3h	37	437
	GMMP04M03	.8d	47.3w	26.3h	56	626
	GMMP04M04	.8d	63.1w	26.3h	75	813
	GMMP04M05	.8d	78.9w	26.3h	93	1000
	GMMP04M06	.8d	94.7w	26.3h	112	1188
	GMMP04M07	.8d	110.5w	26.3h	131	1376

Ordering Procedure/Options - please include the product number as shown above, and option codes in sequence as follows:

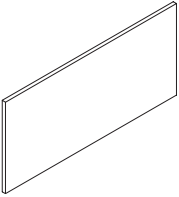
- 1) Species: Wood Species (See Species Codes) or Chemcolor (-)
- 2) Finish: (See Available Finishes for each Wood Species or Chemcolor)

Sample Order - (GMMP01090-CC14)

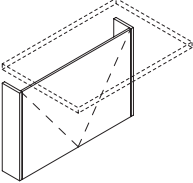
- 1) Species: Chemcolor (-)
- 2) Finish: Light White (CC14)

GEMINI

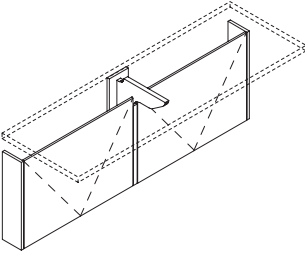
modesty and kneespace panels

	product number	dimensions			weight	list
bridge modesty panel - non-modular						
	GMMP09042	1.1d	42w	25h	47	562
	GMMP09048	1.1d	48w	25h	54	634
	GMMP09054	1.1d	54w	25h	61	708

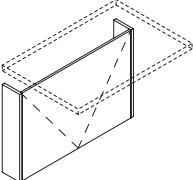
tilt-out kneespace panel - modular

	GMMP22M02	.5d	31.6w	23h	34	449
	GMMP22M03	.5d	47.3w	23h	52	601

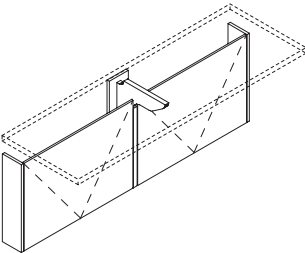
tilt-out kneespace panel with support leg - modular

	GMMP22M04-D	.5d	63w	28.3h	69	1019
	GMMP22M05-D	.5d	78.8w	28.3h	86	1172
	GMMP22M06-D	.5d	94.5w	28.3h	103	1349
	GMMP22M07-D	.5d	110.3w	28.3h	121	1804
	GMMP22M04-K	.5d	63w	26.5h	69	1019
	GMMP22M05-K	.5d	78.8w	26.5h	86	1172
	GMMP22M06-K	.5d	94.5w	26.5h	103	1349
	GMMP22M07-K	.5d	110.3w	26.5h	121	1804

tilt-out kneespace panel - non-modular

	GMMP22026	.5d	25.5w	23h	27	389
	GMMP22032	.5d	31.5w	23h	34	449
	GMMP22038	.5d	37.5w	23h	42	510
	GMMP22044	.5d	43.5w	23h	48	570

tilt-out kneespace panel with support leg - non-modular

	GMMP22050-D	.5d	49.5w	28.3h	55	873
	GMMP22056-D	.5d	55.5w	28.3h	62	933
	GMMP22062-D	.5d	61.5w	28.3h	69	1000
	GMMP22068-D	.5d	66.5w	28.3h	76	1062
	GMMP22050-K	.5d	49.5w	26.5h	55	873
	GMMP22056-K	.5d	55.5w	26.5h	62	933
	GMMP22062-K	.5d	61.5w	26.5h	69	1000
	GMMP22068-K	.5d	66.5w	26.5h	76	1062

Product Number suffix (-D) indicates desk height support leg. Product Number suffix (-K) indicates dock height support leg.

Ordering Procedure/Options - please include the product number as shown above, and option codes in sequence as follows:

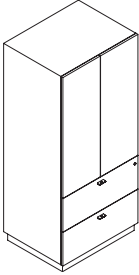
- 1) Species: Wood (See Species Codes) or Chemcolor (-)
- 2) Finish: (See Available Finishes for each Wood Species or Chemcolor)

Sample Order - (GMMP22M03-CC14)

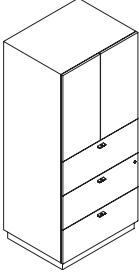
- 1) Species: Chemcolor (-)
- 2) Finish: Light White (CC14)

GEMINI

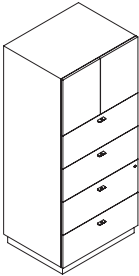
72h vertical cabinets

	product number		dimensions			weight	list
vertical cabinet, doors with 2 adjustable shelves above 2 file drawers							
	GMVC0625M272-D	25d	31.6w	72h	365		5240
	GMVC0625M272-K	25d	31.6w	70.3h	365		5240

vertical cabinet, doors with 1 adjustable shelf above 3 file drawers

	GMVC0725M272-D	25d	31.6w	72h	375		5387
	GMVC0725M272-K	25d	31.6w	70.3h	375		5387

vertical cabinet, doors above 4 file drawers

	GMVC0825M272-D	25d	31.6w	72h	385		5602
	GMVC0825M272-K	25d	31.6w	70.3h	385		5602

Drawer lock is standard. Locking doors are optional. Product Number suffix (-D) indicates desk height base. Product Number suffix (-K) indicates dock height base.

Ordering Procedure/Options - please include the product number as shown above, and option codes in sequence as follows:

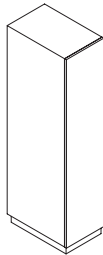
- 1) Species: Wood Species (See Species Codes) or Chemcolor (-)
- 2) Finish: (See Available Finishes for each Wood Species or Chemcolor)
- 3) Finger Pull Finish: Black (AA8), Satin Aluminum (AA3), Polished Aluminum (AA4)
- 4) Standard Lock Finish: Black (LK), Satin Silver (LS), Polished Chrome (LC)
- 5) Optional Door Lock: No Lock (DL0), Black (DLK2), Satin Silver (DLS2), Polished Chrome (DLC2) **Add 40 for Optional Locking Doors**

Sample Order - (GMVC0825M272-D-MAFC,MA10S4,AA3,LS,DL0)

- 1) Species: Maple, Flat Cut (MAFC)
- 2) Finish: Light Maple (MA10S4)
- 3) Finger Pull Finish: Satin Aluminum (AA3)
- 4) Standard Lock Finish: Satin Silver (LS)
- 5) Optional Door Lock: No Lock (DL0)

GEMINI

72h vertical cabinets

	product number	dimensions			weight	list
	GMVC0325M172-D	25d	15.8w	72h	310	3401
	GMVC0325M172-K	25d	15.8w	70.3h	310	3401

wardrobe vertical cabinet, 1 shelf above clothes rod/center partition/4 adj. shelves (field reversible)

	GMVC1025M272-D	25d	31.6w	72h	365	5270
	GMVC1025M272-K	25d	31.6w	70.3h	365	5270

vertical cabinet, door with 4 adjustable shelves

	GMVC0225M172-D	25d	15.8w	72h	310	3602
	GMVC0225M172-K	25d	15.8w	70.3h	310	3602

vertical cabinet, doors with 4 adjustable shelves

	GMVC1125M272-D	25d	31.6w	72h	365	4806
	GMVC1125M272-K	25d	31.6w	70.3h	365	4806

Locking doors are optional. Product Number suffix (-D) indicates desk height base. Product Number suffix (-K) indicates dock height base.

Ordering Procedure/Options - please include the product number as shown above, and option codes in sequence as follows:

- 1) Species: Wood Species (See Species Codes) or Chemcolor (-)
- 2) Finish: (See Available Finishes for each Wood Species or Chemcolor)
- 3) Door Hinge: Hinge Left (HL), Hinge Right (HR) - *for Single Door cabinet only*
- 4) Optional Door Lock: No Lock (DL0), Black (DLK#), Satin Silver (DLS#), Polished Chrome (DLC#) **add 20 PER DOOR #**

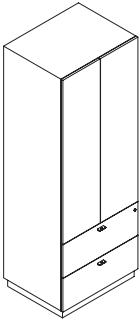
Sample Order - (GMVC0325M172-D-MAFC,MA10S4,HL,DL0)

- 1) Species: Maple, Flat Cut (MAFC)
- 2) Finish: Light Maple (MA10S4)
- 3) Door Hinge: Hinge Left (HL)
- 3) Optional Door Lock: No Lock (DL0)

GEMINI

87.8h vertical cabinets

	product number	dimensions			weight	list
vertical cabinet, doors with 2 adjustable shelves above 2 file drawers	GMVC0625M288-D	25d	31.6w	87.8h	485	5453
	GMVC0625M288-K	25d	31.6w	86h	485	5453



vertical cabinet, doors with 2 adjustable shelf above 3 file drawers

	GMVC0725M288-D	25d	31.6w	87.8h	490	5605
	GMVC0725M288-K	25d	31.6w	86h	490	5605

vertical cabinet, doors with 1 adjustable shelf above 4 file drawers

	GMVC0825M288-D	25d	31.6w	87.8h	495	5818
	GMVC0825M288-K	25d	31.6w	86h	495	5818

Drawer lock is standard. Locking doors are optional. Product Number suffix (-D) indicates desk height base. Product Number suffix (-K) indicates dock height base.

Ordering Procedure/Options - please include the product number as shown above, and option codes in sequence as follows:


- 1) Species: Wood Species (See Species Codes) or Chemcolor (-)
- 2) Finish: (See Available Finishes for each Wood Species or Chemcolor)
- 3) Finger Pull Finish: Black (AA8), Satin Aluminum (AA3), Polished Aluminum (AA4)
- 4) Standard Lock Finish: Black (LK), Satin Silver (LS), Polished Chrome (LC)
- 5) Optional Door Lock: No Lock (DL0), Black (DLK2), Satin Silver (DLS2), Polished Chrome (DLC2) **Add 40 for Optional Locking Doors**

Sample Order - (GMVC0825M288-D-WAFC,WA35S4,AA3,LK,DL0)


- 1) Species: Walnut, Flat Cut (WAFC)
- 2) Finish: Dark Walnut (WA35S4)
- 3) Finger Pull Finish: Satin Aluminum (AA3)
- 4) Standard Lock Finish: Black (LK)
- 5) Optional Door Lock: No Lock (DL0)

GEMINI


87.8h vertical cabinets

	product number	dimensions			weight	list
	GMVC0325M188-D	25d	15.8w	87.8h	325	3748
	GMVC0325M188-K	25d	15.8w	86h	325	3748


wardrobe vertical cabinet, 1 shelf above clothes rod/center partition/5 adj. shelves (field reversible)

	GMVC1025M288-D	25d	31.6w	87.8h	390	5522
	GMVC1025M288-K	25d	31.6w	86h	390	5522

vertical cabinet, door with 4 adjustable shelves

	GMVC0225M188-D	25d	15.8w	87.8h	325	3949
	GMVC0225M188-K	25d	15.8w	86h	325	3949

vertical cabinet, doors with 4 adjustable shelves

	GMVC1125M288-D	25d	31.6w	87.8h	375	5037
	GMVC1125M288-K	25d	31.6w	86h	375	5037

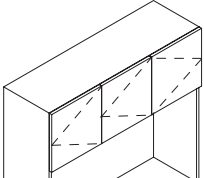
Locking doors are optional. Product Number suffix (-D) indicates desk height base. Product Number suffix (-K) indicates dock height base.

Ordering Procedure/Options - please include the product number as shown above, and option codes in sequence as follows:

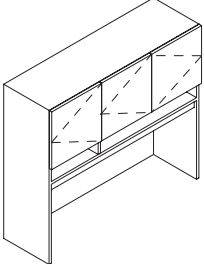
- 1) Species: Wood Species (See Species Codes) or Chemcolor (-)
- 2) Finish: (See Available Finishes for each Wood Species or Chemcolor)
- 3) Door Hinge: Hinge Left (HL), Hinge Right (HR) - *for Single Door cabinet only*

GEMINI

72h system - hutch cabinets

	product number	dimensions			weight	list
hutch with doors, single high cabinet						
	GMHD1115M0242	15.2d	31.6w	42.1h	164	2510
	GMHD1115M0342	15.2d	47.3w	42.1h	208	3011
	GMHD1115M0442	15.2d	63.1w	42.1h	256	3500
	GMHD1115M0542	15.2d	78.9w	42.1h	303	4020
	GMHD1115M0642	15.2d	94.7w	42.1h	364	4851
	GMHD1115M0742	15.2d	110.5w	42.1h	410	5568

hutch with doors, single high cabinet with project active shelves

	GMHD1215M0242	15.2d	31.6w	42.1h	197	2683
	GMHD1215M0342	15.2d	47.3w	42.1h	250	3295
	GMHD1215M0442	15.2d	63.1w	42.1h	307	3918
	GMHD1215M0542	15.2d	78.9w	42.1h	364	4599
	GMHD1215M0642	15.2d	94.7w	42.1h	437	5483
	GMHD1215M0742	15.2d	110.5w	42.1h	492	6138

Includes Tack Panel. Locking doors are optional. Please see upper cabinets section of price list for specific door configurations.

Ordering Procedure/Options - please include the product number as shown above, and option codes in sequence as follows:

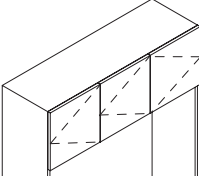
- 1) Species: Wood (See Species Codes) or Chemcolor (-)
- 2) Finish: (See Available Finishes for each Wood Species or Chemcolor)
- 3) Fabric: Customer's Own Material (COM) or Halcon Supplied - **contact factory** (HSM) - Provide fabric selection with your order.
- 4) Optional Door Locks: No Locks (DL0), Black (DLK#), Satin Silver (DLS#), Polished Chrome (DLC#) **add 20 PER DOOR #**

Sample Order - (GMHD1215M0242-MAFC,MA10S4,COM,DL0)

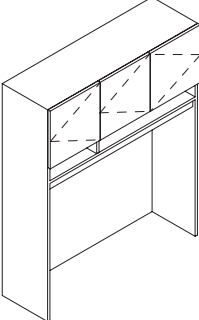
- 1) Species: Maple, Flat Cut (MAFC)
- 2) Finish: Light Maple (MA10S4)
- 3) Fabric: Customer's Own Material (COM) - Provide fabric selection with your order.
- 4) Optional Door Lock: No Lock (DL0)

GEMINI

87.8h system - hutch cabinets

	product number	dimensions			weight	list
	GMHD1115M0258	15.2d	31.6w	57.9h	182	2840
	GMHD1115M0358	15.2d	47.3w	57.9h	225	3345
	GMHD1115M0458	15.2d	63.1w	57.9h	276	3931
	GMHD1115M0558	15.2d	78.9w	57.9h	327	4479
	GMHD1115M0658	15.2d	94.7w	57.9h	389	5624
	GMHD1115M0758	15.2d	110.5w	57.9h	441	6307

hutch with doors, single high cabinet with project active shelves

	GMHD1215M0258	15.2d	31.6w	57.9h	218	2988
	GMHD1215M0358	15.2d	47.3w	57.9h	270	3656
	GMHD1215M0458	15.2d	63.1w	57.9h	331	4382
	GMHD1215M0558	15.2d	78.9w	57.9h	392	5101
	GMHD1215M0658	15.2d	94.7w	57.9h	467	6001
	GMHD1215M0758	15.2d	110.5w	57.9h	529	6860

Includes Tack Panel. Locking doors are optional. Please see upper cabinets section of price list for specific door configurations.

Ordering Procedure/Options - please include the product number as shown above, and option codes in sequence as follows:

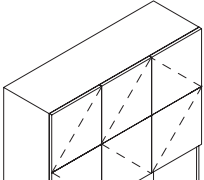
- 1) Species: Wood (See Species Codes) or Chemcolor (-)
- 2) Finish: (See Available Finishes for each Wood Species or Chemcolor)
- 3) Fabric: Customer's Own Material (COM) or Halcon Supplied - **contact factory** (HSM) - Provide fabric selection with your order.
- 4) Optional Door Locks: No Locks (DL0), Black (DLK#), Satin Silver (DLS#), Polished Chrome (DLC#) **add 20 PER DOOR #**

Sample Order - (GMHD1215M0458-MAFC,MA16S2,COM,DL0)

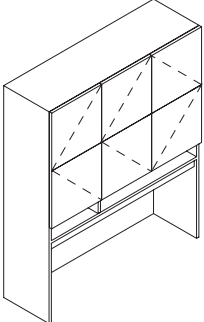
- 1) Species: Maple, Flat Cut (MAFC)
- 2) Finish: Natural Sun Maple (MA16S4)
- 3) Fabric: Customer's Own Material (COM) - Provide fabric selection with your order.
- 4) Optional Door Lock: No Lock (DL0)

GEMINI

87.8h system - hutch cabinets

	product number	dimensions			weight	list
hutch with doors, double high cabinet						
	GMHD2115M0258	15.2d	31.6w	57.9h	197	3286
	GMHD2115M0358	15.2d	47.3w	57.9h	277	3868
	GMHD2115M0458	15.2d	63.1w	57.9h	378	4632
	GMHD2115M0558	15.2d	78.9w	57.9h	457	5651
	GMHD2115M0658	15.2d	94.7w	57.9h	544	6541
	GMHD2115M0758	15.2d	110.5w	57.9h	614	7583

hutch with doors, double high cabinet with project active shelves

	GMHD2215M0258	15.2d	31.6w	57.9h	236	3727
	GMHD2215M0358	15.2d	47.3w	57.9h	332	4309
	GMHD2215M0458	15.2d	63.1w	57.9h	454	5540
	GMHD2215M0558	15.2d	78.9w	57.9h	548	6835
	GMHD2215M0658	15.2d	94.7w	57.9h	653	7889
	GMHD2215M0758	15.2d	110.5w	57.9h	737	9172

Includes Tack Panel. Locking doors are optional. Please see upper cabinets section of price list for specific door configurations.

Ordering Procedure/Options - please include the product number as shown above, and option codes in sequence as follows:

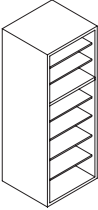
- 1) Species: Wood (See Species Codes) or Chemcolor (-)
- 2) Finish: (See Available Finishes for each Wood Species or Chemcolor)
- 3) Fabric: Customer's Own Material (COM) or Halcon Supplied - **contact factory** (HSM) - Provide fabric selection with your order.
- 4) Optional Door Locks: No Locks (DL0), Black (DLK#), Satin Silver (DLS#), Polished Chrome (DLC#) **add 20 PER DOOR #**

Sample Order - (GMHD2115M0358-WAFC,WA10S4,COM,DLK3)

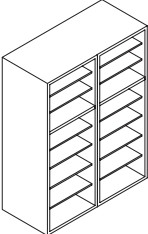
- 1) Species: Maple, Flat Cut (WAFC)
- 2) Finish: Light Walnut (WA10S4)
- 3) Fabric: Customer's Own Material (COM) - Provide fabric selection with your order.
- 4) Optional Door Lock: Black - **add 60** (DLK3)

GEMINI

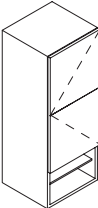
72.5h system - hutch end cabinets

	product number	dimensions			weight	list
hutch end cabinet, open with 6 adjustable shelves/1 fixed shelf						
	GMHCO715M0142	14.3d	15.8w	42.1h	72	1823

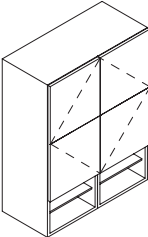
hutch end cabinet, open with center divider and 12 adjustable shelves/2 fixed shelves

	GMHCO715M0242	14.3d	31.6w	42.1h	100	3317
---	---------------	-------	-------	-------	-----	------

hutch end cabinet with partial door and 1 adjustable shelf/2 fixed shelves

	GMHCP715M0142	15.2d	15.8w	42.1h	80	2048
---	---------------	-------	-------	-------	----	------

hutch end cabinet with partial doors, center divider and 2 adjustable shelves/4 fixed shelves

	GMHCP715M0242	15.2d	31.6w	42.1h	135	3619
---	---------------	-------	-------	-------	-----	------

Locking doors are optional.

Ordering Procedure/Options - please include the product number as shown above, and option codes in sequence as follows:

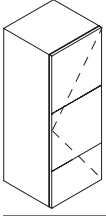
- 1) Species: Wood Species (See Species Codes) or Chemcolor (-)
- 2) Finish: (See Available Finishes for each Wood Species or Chemcolor)
- 3) Adjustable Shelf Species: Wood Species (See Species Codes), Chemcolor (-), or Glass (SG) **add 40 PER ADJ GLASS SHELF**
- 4) Adjustable Shelf Finish: (See Available Finishes for each Wood Species or Chemcolor)
- 5) Door Hinge: Door Hinge Left (HL), Door Hinge Right (HR) - *for Single Door Cabinet Only*
- 6) Optional Door Lock: No Lock (DL0), Black (DLK#), Satin Silver (DLS#), Polished Chrome (DLC#) **add 20 PER DOOR #**

Sample Order - (GMHCO715M0142-WAFC,WA35S4,SG)

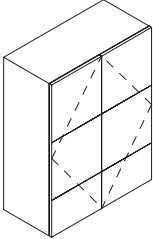
- 1) Species: Walnut, Flat Cut (WAFC)
- 2) Finish: Dark Walnut (WA35S4)
- 3) Adjustable Shelf Species: Glass (SG) **add 240**
- 4) Adjustable Shelf Finish: N/A
- 5) Door Hinge: N/A
- 6) Optional Door Lock: N/A

GEMINI

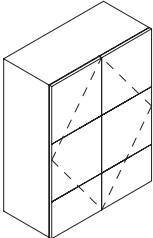
72.5h system - hutch end cabinets

	product number	dimensions			weight	list
hutch end cabinet with door and 2 fixed shelves						
	GMHCD715M0142	15.2d	15.8w	42.1h	83	2120

hutch end cabinet with doors, center divider and 4 fixed shelves

	GMHCD715M0242	15.2d	31.6w	42.1h	144	3763
---	---------------	-------	-------	-------	-----	------

wardrobe hutch end cabinet with doors, 4 adjustable shelves/center partition/coat hook right side

	GMHCDW15M0242	15.2d	31.6w	42.1h	150	4340
--	---------------	-------	-------	-------	-----	------

Locking doors are optional.

Ordering Procedure/Options - please include the product number as shown above, and option codes in sequence as follows:

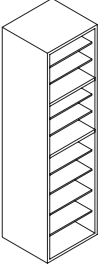
- 1) Species: Wood Species (See Species Codes) or Chemcolor (-)
- 2) Finish: (See Available Finishes for each Wood Species or Chemcolor)
- 3) Door Hinge: Door Hinge Left (HL), Door Hinge Right (HR) - *for Single Door Cabinet Only*
- 4) Optional Door Lock: No Lock (DL0), Black (DLK#), Satin Silver (DLS#), Polished Chrome (DLC#) **add 20 PER DOOR #**

Sample Order - (GMHCD715M0142-WAFC,WA35S4,HL,DL0)

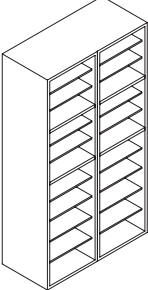
- 1) Species: Walnut, Flat Cut (WAFC)
- 2) Finish: Dark Walnut (WA35S4)
- 3) Door Hinge: Door Hinge Left (HL)
- 4) Optional Door Lock: No Lock (DL0)

GEMINI

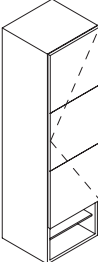
87.8h system - hutch end cabinets

	product number	dimensions			weight	list
hutch end cabinet, open with 8 adjustable shelves/1 fixed shelf						
	GMHCO715M0158	14.3d	15.8w	57.9h	79	2178

hutch end cabinet, open with center divider and 16 adjustable shelves/4 fixed shelves

	GMHCO715M0258	14.3d	31.6w	57.9h	116	3868
---	---------------	-------	-------	-------	-----	------

hutch end cabinet with partial door and 1 adjustable shelf/2 fixed shelves

	GMHCP715M0158	15.2d	15.8w	57.9h	91	2443
--	---------------	-------	-------	-------	----	------

hutch end cabinet with partial doors, center divider and 2 adjustable shelves/6 fixed shelves

	GMHCP715M0258	15.2d	31.6w	57.9h	150	4293
---	---------------	-------	-------	-------	-----	------

Locking doors are optional.

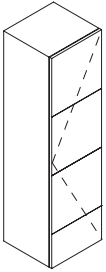
Ordering Procedure/Options - please include the product number as shown above, and option codes in sequence as follows:

- 1) Species: Wood Species (See Species Codes) or Chemcolor (-)
- 2) Finish: (See Available Finishes for each Wood Species or Chemcolor)
- 3) Adjustable Shelf Species: Wood Species (See Species Codes), Chemcolor (-), or Glass (SG) **add 40 PER ADJ GLASS SHELF**
- 4) Adjustable Shelf Finish: (See Available Finishes for each Wood Species or Chemcolor)
- 5) Door Hinge: Door Hinge Left (HL), Door Hinge Right (HR) - *for Single Door Cabinet Only*

GEMINI

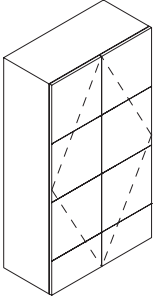
87.8h system - hutch end cabinets

	product number	dimensions			weight	list
hutch end cabinet with door and 3 fixed shelves						
	GMHCD715M0158	15.2d	15.8w	57.9h	94	2527



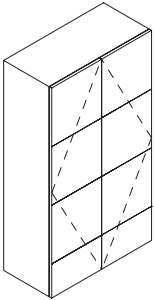
hutch end cabinet with doors, center divider and 6 fixed shelves

	GMHCD715M0258	15.2d	31.6w	57.9h	156	4463
--	---------------	-------	-------	-------	-----	------



wardrobe hutch end cabinet with doors, 6 adjustable shelves/center partition/coat hook right side

	GMHCDW15M0258	15.2d	31.6w	57.9h	163	5038
--	---------------	-------	-------	-------	-----	------



Locking doors are optional.

Ordering Procedure/Options - please include the product number as shown above, and option codes in sequence as follows:

- 1) Species: Wood Species (See Species Codes) or Chemcolor (-)
- 2) Finish: (See Available Finishes for each Wood Species or Chemcolor)
- 3) Door Hinge: Door Hinge Left (HL), Door Hinge Right (HR) - *for Single Door Cabinet Only*
- 4) Optional Door Lock: No Lock (DL0), Black (DLK#), Satin Silver (DLS#), Polished Chrome (DLC#) **add 20 PER DOOR #**

Sample Order - (GMHCD715M0158-WAFC,WA35S4,HL,DL0)

- 1) Species: Walnut, Flat Cut (WAFC)
- 2) Finish: Dark Walnut (WA35S4)
- 3) Door Hinge: Door Hinge Left (HL)
- 4) Optional Door Lock: No Lock (DL0)

GEMINI

upper cabinets

	product number	dimensions			weight	list
upper cabinet with partial doors, single high						
	GMUP1115M03	15.2d	47.3w	15.8h	71	1478
	GMUP1115M04	15.2d	63.1w	15.8h	81	1843
	GMUP1115M05	15.2d	78.9w	15.8h	93	2314
	GMUP1115M06	15.2d	94.7w	15.8h	108	2656
	GMUP1115M07	15.2d	110.5w	15.8h	120	3023
upper cabinet with partial doors, double high						
	GMUP2115M03	15.2d	47.3w	31.6h	114	2486
	GMUP2115M04	15.2d	63.1w	31.6h	165	3149
	GMUP2115M05	15.2d	78.9w	31.6h	176	4006
	GMUP2115M06	15.2d	94.7w	31.6h	197	4691
	GMUP2115M07	15.2d	110.5w	31.6h	217	5378

Door locks are optional.

Ordering Procedure/Options - please include the product number as shown above, and option codes in sequence as follows:


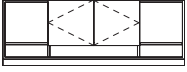
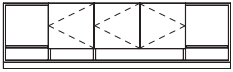
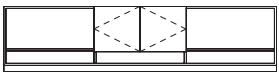
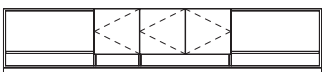
- 1) Species: Wood Species (See Species Codes)
- 2) Finish: (See Available Finishes for each Wood Species)
- 3) Upper Cabinet Mounting: System Mount (SM), Wall Mount - **add 150 for single high, 210 for double high (WM)**
- 4) Optional Door Locks: No Locks (DL0), Black (DLK#), Satin Silver (DLS#), Polished Chrome (DLC#) **Add 20 PER DOOR #**

Sample Order - (GMUP2115M04-CHFC,CH23S4,SM,DL0)

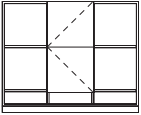
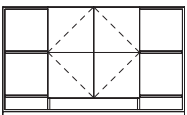
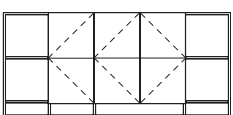
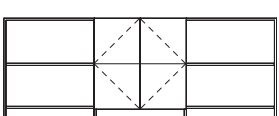
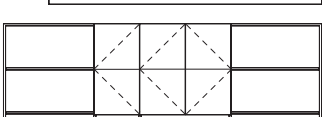
- 1) Species: Cherry, Flat Cut (CHFC)
- 2) Finish: Golden Cherry (CH23S4)
- 3) Upper Cabinet Mounting: System Mount (SM)
- 4) Optional Door Lock: No Lock (DL0)

GEMINI

upper cabinets

	product number	dimensions			weight	list
upper cabinet with partial doors, single high with project active shelves						
	GMUP1215M03	15.2d	47.3w	22.8h	92	2013
	GMUP1215M04	15.2d	63.1w	22.8h	101	2528
	GMUP1215M05	15.2d	78.9w	22.8h	130	3171
	GMUP1215M06	15.2d	94.7w	22.8h	153	3321
	GMUP1215M07	15.2d	110.5w	22.8h	172	3963

upper cabinet with partial doors, double high with project active shelves

	GMUP2215M03	15.2d	47.3w	38.6h	125	3021
	GMUP2215M04	15.2d	63.1w	38.6h	158	3834
	GMUP2215M05	15.2d	78.9w	38.6h	193	4863
	GMUP2215M06	15.2d	94.7w	38.6h	218	5227
	GMUP2215M07	15.2d	110.5w	38.6h	251	6041

Door locks are optional.

Ordering Procedure/Options - please include the product number as shown above, and option codes in sequence as follows:


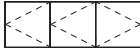
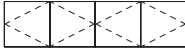
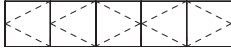
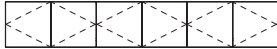
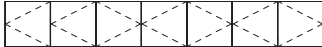
- 1) Species: Wood Species (See Species Codes)
- 2) Finish: (See Available Finishes for each Wood Species)
- 3) Upper Cabinet Mounting: System Mount (SM), Wall Mount - **add 150 for single high, 210 for double high (WM)**
- 4) Optional Door Locks: No Locks (DL0), Black (DLK#), Satin Silver (DLS#), Polished Chrome (DLC#) **Add 20 PER DOOR #**

Sample Order - (GMUP2215M04-CHFC,CH23S4,SM,DL0)

- 1) Species: Cherry, Flat Cut (CHFC)
- 2) Finish: Golden Cherry (CH23S4)
- 3) Upper Cabinet Mounting: System Mount (SM)
- 4) Optional Door Lock: No Lock (DL0)

GEMINI

upper cabinets

	product number	dimensions			weight	list
upper cabinet with doors, single high						
	GMUD1115M02	15.2d	31.6w	15.8h	71	1136
	GMUD1115M03	15.2d	47.3w	15.8h	83	1692
	GMUD1115M04	15.2d	63.1w	15.8h	103	2057
	GMUD1115M05	15.2d	78.9w	15.8h	150	2528
	GMUD1115M06	15.2d	94.7w	15.8h	178	2999
	GMUD1115M07	15.2d	110.5w	15.8h	211	3470

upper cabinet with doors, double high

	GMUD2115M02	15.2d	31.6w	31.6h	80	1714
	GMUD2115M03	15.2d	47.3w	31.6h	123	2935
	GMUD2115M04	15.2d	63.1w	31.6h	183	3599
	GMUD2115M05	15.2d	78.9w	31.6h	223	4435
	GMUD2115M06	15.2d	94.7w	31.6h	263	4949
	GMUD2115M07	15.2d	110.5w	31.6h	293	5806

Door locks are optional.

Ordering Procedure/Options - please include the product number as shown above, and option codes in sequence as follows:



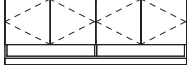



- 1) Species: Wood Species (See Species Codes)
- 2) Finish: (See Available Finishes for each Wood Species)
- 3) Upper Cabinet Mounting: System Mount (SM), Wall Mount - **add 150 for single high, 210 for double high (WM)**
- 4) Optional Door Locks: No Locks (DL0), Black (DLK#), Satin Silver (DLS#), Polished Chrome (DLC#) **Add 20 PER DOOR #**

Sample Order - (GMUD2115M04-CHFC,CH23S4,SM,DL0)

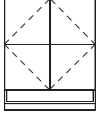
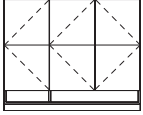
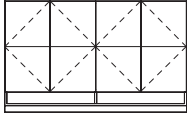
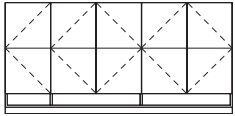
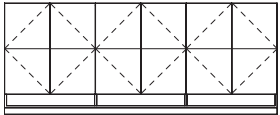
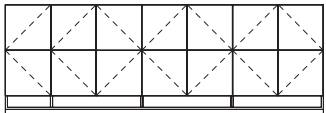
- 1) Species: Cherry, Flat Cut (CHFC)
- 2) Finish: Golden Cherry (CH23S4)
- 3) Upper Cabinet Mounting: System Mount (SM)
- 4) Optional Door Lock: No Lock (DL0)

GEMINI

upper cabinets

	product number	dimensions			weight	list
upper cabinet with doors, single high with project active shelves						
	GMUD1215M02	15.2d	31.6w	22.8h	78	1736
	GMUD1215M03	15.2d	47.3w	22.8h	101	2228
	GMUD1215M04	15.2d	63.1w	22.8h	121	2742
	GMUD1215M05	15.2d	78.9w	22.8h	177	3385
	GMUD1215M06	15.2d	94.7w	22.8h	213	3771
	GMUD1215M07	15.2d	110.5w	22.8h	248	4414

upper cabinet with doors, double high with project active shelves

	GMUD2215M02	15.2d	31.6w	38.6h	88	2228
	GMUD2215M03	15.2d	47.3w	38.6h	141	3470
	GMUD2215M04	15.2d	63.1w	38.6h	192	4285
	GMUD2215M05	15.2d	78.9w	38.6h	250	5292
	GMUD2215M06	15.2d	94.7w	38.6h	272	5892
	GMUD2215M07	15.2d	110.5w	38.6h	334	6920

Door locks are optional.

Ordering Procedure/Options - please include the product number as shown above, and option codes in sequence as follows:


- 1) Species: Wood Species (See Species Codes)
- 2) Finish: (See Available Finishes for each Wood Species)
- 3) Upper Cabinet Mounting: System Mount (SM), Wall Mount - **add 150 for single high, 210 for double high (WM)**
- 4) Optional Door Locks: No Locks (DL0), Black (DLK#), Satin Silver (DLS#), Polished Chrome (DLC#) **Add 20 PER DOOR #**

Sample Order - (GMUD1215M04-CHFC,CH23S4,WM,DL0)

- 1) Species: Cherry, Flat Cut (CHFC)
- 2) Finish: Golden Cherry (CH23S4)
- 3) Upper Cabinet Mounting: Wall Mount - **add 150 (WM)**
- 4) Optional Door Lock: No Lock (DL0)

GEMINI


fabric tack panels

	product number	dimensions	weight	list
	GMTP11M0228	.5d 31.6w 27.7h	14	439
	GMTP11M0328	.5d 47.3w 27.7h	18	510
	GMTP11M0428	.5d 63.1w 27.7h	24	579
	GMTP11M0528	.5d 78.9w 27.7h	28	649
	GMTP11M0628	.5d 94.7w 27.7h	36	719
	GMTP11M0728	.5d 110.5w 27.7h	42	788

fabric tack panel for use with single high upper with project shelves in 72.5h system or double high with project shelves

	GMTP12M0221	.5d 31.6w 20.7h	23	423
	GMTP12M0321	.5d 47.3w 20.7h	35	485
	GMTP12M0421	.5d 63.1w 20.7h	47	544
	GMTP12M0521	.5d 78.9w 20.7h	56	605
	GMTP12M0621	.5d 94.7w 20.7h	69	667
	GMTP12M0721	.5d 110.5w 20.7h	80	728

fabric tack panel for use with single high upper cabinet in 87.7h system

	GMTP21M0243	.5d 31.6w 43.4h	13	479
	GMTP21M0343	.5d 47.3w 43.4h	17	568
	GMTP21M0443	.5d 63.1w 43.4h	23	656
	GMTP21M0543	.5d 78.9w 43.4h	27	746
	GMTP21M0643	.5d 94.7w 43.4h	35	835
	GMTP21M0743	.5d 110.5w 43.4h	41	926

fabric tack panel for use with single high upper with project shelves in 87.7h system

	GMTP22M0236	.5d 31.6w 36.4h	22	462
	GMTP22M0336	.5d 47.3w 36.4h	34	542
	GMTP22M0436	.5d 63.1w 36.4h	46	622
	GMTP22M0536	.5d 78.9w 36.4h	55	703
	GMTP22M0636	.5d 94.7w 36.4h	68	784
	GMTP22M0736	.5d 110.5w 36.4h	79	863

Ordering Procedure/Options - please include the product number as shown above, and option codes in sequence as follows:

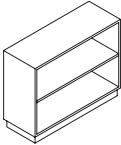
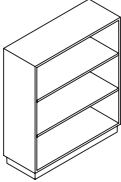
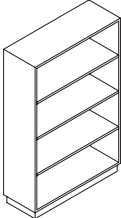
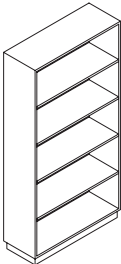
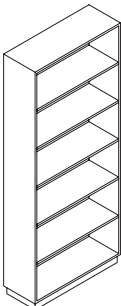
1) Fabric: Customer's Own Material (COM) or Halcon Supplied - **contact factory** (HSM) - Provide fabric selection with your order.

Sample Order - (GMTP12M0421-COM)

1) Fabric: Customer's Own Material (COM) - Provide fabric selection with your order.

GEMINI

bookcases

	product number	dimensions			weight	list
bookcase with 1 adjustable shelf						
	GMBK201303628-D	13.3d	36w	28.3h	125	1528
	GMBK201303628-K	13.3d	36w	26.5h	125	1528
bookcase with 2 adjustable shelves						
	GMBK301303642-D	13.3d	36w	42.3h	165	2045
	GMBK301303642-K	13.3d	36w	40.5h	165	2045
bookcase with 3 adjustable shelves						
	GMBK401303656-D	13.3d	36w	56.3h	185	2559
	GMBK401303656-K	13.3d	36w	54.1h	185	2559
bookcase with 4 adjustable shelves						
	GMBK501303672-D	13.3d	36w	72h	200	3118
	GMBK501303672-K	13.3d	36w	70.3h	200	3118
bookcase with 5 adjustable shelves						
	GMBK601303688-D	13.3d	36w	87.8h	223	3678
	GMBK601303688-K	13.3d	36w	86h	223	3678

Product Number suffix (-D) indicates desk height base. Product Number suffix (-K) indicates dock height base.

Ordering Procedure/Options - please include the product number as shown above, and option codes in sequence as follows:

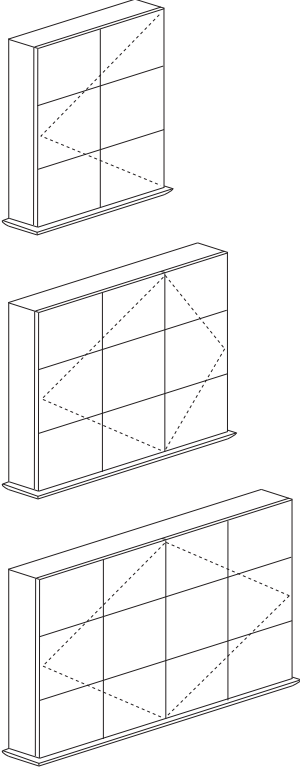
- 1) Species: Wood Species (See Species Codes) or Chemcolor (-)
- 2) Finish: (See Available Finishes for each Wood Species or Chemcolor)
- 3) Bookcase Top: No Top Cap (SGN), Gemini 1.5h Top Cap - **add 314** (SGGM)

Sample Order - (GMBK301303642-MAFC,MA10S4,SGGM)

- 1) Species: Maple, Flat Cut (MAFC)
- 2) Finish: Light Maple (MA10S4)
- 3) Bookcase Top: Gemini 1.5h Top Cap - **add 314** (SGGM)

GEMINI

visual presentation cabinets

	product number	dimensions			weight	list
	GMCR0508M250	7.8d	35w	49.5h	175	2012
	GMCR0608M350	7.8d	50.8w	49.5h	295	3208
	GMCR0708M450	7.8d	66.9w	49.5h	350	4227

Cabinet is wall mounted. Includes whiteboard interior back, dry erase markers, and eraser.

Ordering Procedure/Options - please include the product number as shown above, and option codes in sequence as follows:

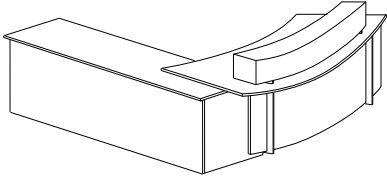
- 1) Species: Wood Species (See Species Codes) or Chemcolor (-)
- 2) Finish: (See Available Finishes for each Wood Species or Chemcolor)
- 3) Door Hinge: Hinge Left (HL), Hinge Right (HR)
- 4) Interior Door Option: None (-), Cork Board - **Add 216** (CB), White Board - **Add 400** (WB), COM Fabric Tack Panel **Add 220** (TP-COM) To include a Paper Flip Chart (PF) - **Add 127** and to include a Projection Screen (PR) - **Add 276**

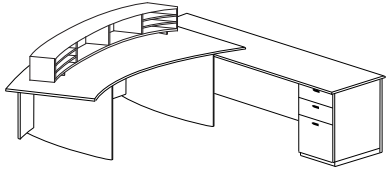
Sample Order - (GMCR290508M250-CHFC,CH11S4,HR,WB1)

- 1) Species: Cherry, Flat Cut (CHFC)
- 2) Finish: Light Cherry (CH11S4)
- 3) Door Hinge: Hinge Right (HR)
- 4) Interior Door Option: White Board - **Add 400** (WB1)

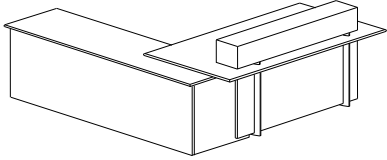
GEMINI

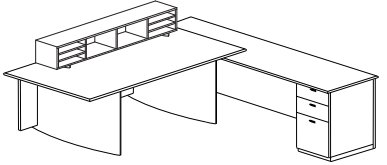
reception desks

	product number	dimensions			weight	list
single arc reception desk with return						
	GMRDS27609743	76d	97w	42.5h	733	10896



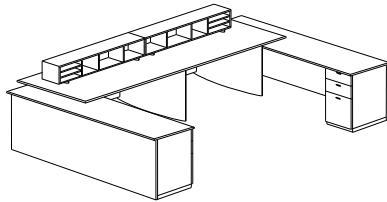
single reception desk with return

	GMRDS17608743	76d	86.9w	42.5h	631	9368
---	---------------	-----	-------	-------	-----	------



double reception desk with double return

	GMRDD17613643	76d	136w	42.5h	1346	14952
---	---------------	-----	------	-------	------	-------



Adjustable shelves are (CC1) Black.

Ordering Procedure/Options - please include the product number as shown above, and option codes in sequence as follows:

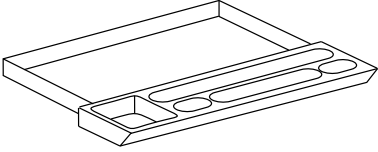
- 1) Species: Wood Species (See Species Codes)
- 2) Finish: (See Available Finishes for each Wood Species)
- 3) Finger Pull Finish: Black (AA8), Satin Aluminum (AA3), Polished Aluminum (AA4)
- 4) Standard Lock Finish: Black (LK), Satin Silver (LS), Polished Chrome (LC)
- 5) Return: Return Left (L), Return Right (R)

Sample Order - (GMRDD17613643-CHFC,CH23S4,AA8,LK)

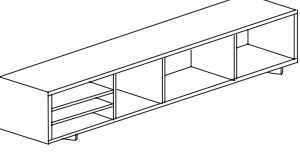
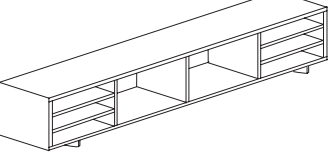
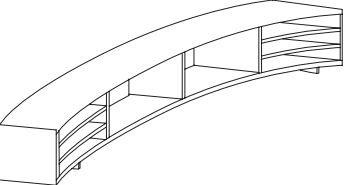
- 1) Species: Cherry, Flat Cut (CHFC)
- 2) Finish: Golden Cherry (CH23S4)
- 3) Finger Pull Finish: Black (AA8)
- 4) Standard Lock Finish: Black (LK)
- 5) Return: N/A

GEMINI

organizers

	product number	dimensions				weight	list
pencil drawer							
	SCA10	14d	24w	2h	6		493

worksurface element

	GMWES4105313	10d	53w	13h	85		1751
	GMWES4105913	10d	58.8w	13h	85		1932
	GMWEA4106213	10d	62.2w	13h	90		2416

Pencil drawer box and worksurface element adjustable shelves are (CC1) Black.

Ordering Procedure/Options - please include the product number as shown above, and option codes in sequence as follows:

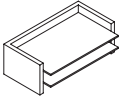
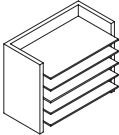
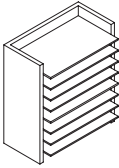
- 1) Species: Wood (See Species Codes) or Chemcolor (-)
- 2) Finish: (See Available Finishes for each Wood Species or Chemcolor)

Sample Order - (GMWEA4106213-MAFC,MA10S4)

- 1) Species: Maple, Flat Cut (MAFC)
- 2) Finish: Light Maple (MA10S4)

GEMINI

organizers

	product number	dimensions			weight	list
	SCWEP210LG06	9.4d	16.5w	5.8h	8	412
	SCWEP510LG13	9.6d	16.5w	13.3h	16	478
	SCWEP810LG19	9.6d	16.5w	18.9h	25	486

Note: Pile drivers are available in Cosmos Black (CC1) chemcolor finish only.

Ordering Procedure/Options - please include the product number as shown above, and option codes in sequence as follows:

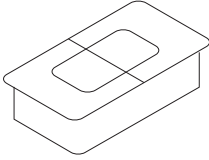
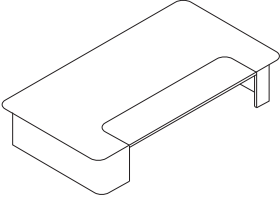



1) Chemcolor Finish: Cosmos Black (CC1)

Sample Order - (SCWEP210LG06-CC1)

1) Chemcolor Finish: Cosmos Black (CC1)

GEMINI

grommets

	product number	dimensions		weight	list
rectangular metal, black					
	SCGR	1.7d	3w	1	137
rectangular plastic, black					
	SCGQ	2d	4w	1	63
round plastic, black					
	SCGP	1.7d		1	44
round metal					
	SCG2	2d		1	93
	SCG3	3d		1	112

Note: Grommets available in Black finish only, except for SCG2 and SCG3 round metal. For Field Install, drill 1-7/8" diameter hole for SCG2 and 2-7/8" diameter hole for SCG3.

Ordering Procedure/Options - please include the product number as shown above, and option codes in sequence as follows:

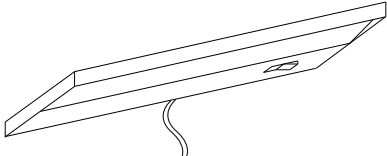
- 1) Grommet Finish: Black (K), Satin Chrome (S), Polished Chrome (C) - *for SCG2 and SCG3 only*
- 2) Grommet Placement: Left (L), Right (R), Center (C), Field Install/Ship Loose (F)

Sample Order - (SCG2-S,R)

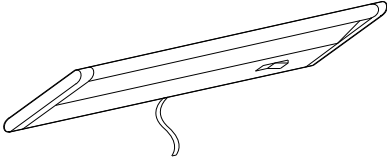
- 1) Grommet Finish: Satin Chrome (S)
- 2) Grommet Placement: Right (R)

GEMINI

task lights

	product number	dimensions			weight	list
standard black task light - T8 octron lamps and 9' cord						
	SCTL1	6.8d	18w		8	181
	SCLT24	4.4d	23.3w	1.3h	5	203
	SCLT36	4.4d	35.1w	1.3h	8	214
	SCLT48	4.4d	46.9w	1.3h	12	240
	SCLT60	4.4d	58.7w	1.3h	15	331

premium white task light - 3500K T5 lamp and 10' cord

	SCTL21	4.3d	24w		8	542
	SCTL22	4.3d	36w		10	633
	SCTL23	4.3d	48w		13	718
	SCTL24	4.3d	60w		16	865

Note: When ordering task lights, specify a task light that is smaller than the overall upper cabinet width. For example, specify a 48w task light for a 54w or 60w upper cabinet. Halcon recommends the following task light combinations for use with larger upper cabinets:

- Two 36w task lights for 84w-90w upper cabinets
- One 36w and one 48w task light for 96w-102w upper cabinets
- Two 48w task lights for 108w-114w upper cabinets
- One 48w and one 60w task light for 120w upper cabinets

Ordering Procedure/Options - please include the product number as shown above, and option codes in sequence as follows:

- 1) Task Light Option: Standard Plug-In Cord (STD), Chicago Code Cord - **add 46** (CH)

Sample Order - (SCTL3-STD)

- 1) Task Light Option: Standard Plug-In Cord (STD)